

General Information

Financial Information

Service Consumption

11,451 Annual Unlinked Trips (UPT)

Service Supplied

200,352 Annual Vehicle Revenue Miles (VRM)

10,674 Annual Vehicle Revenue Hours (VRH)

Summary of Operating Expenses (OE)

\$585,986 Total Operating Expenses

Database Information

NTDID: 4R02-41091

Reporter Type: Rural General Public Transit

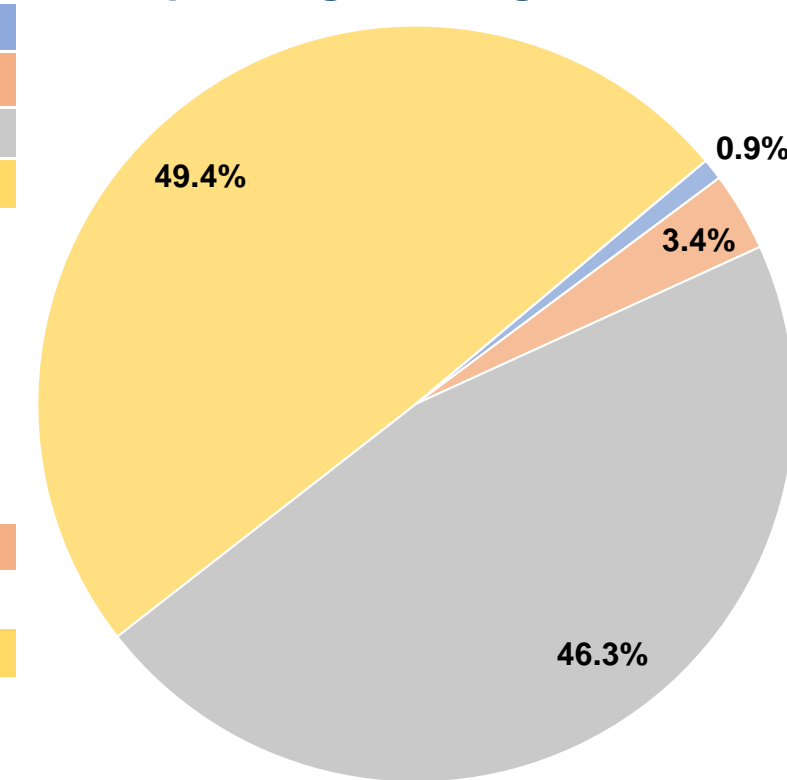
Sources of Operating Funds Expended

| | | |
|---------------------------------------|------------------|---------------|
| Fare Revenues | \$5,385 | 0.9% |
| Local Funds | \$19,800 | 3.4% |
| State Funds | \$271,186 | 46.3% |
| Federal Assistance | \$289,615 | 49.4% |
| Other Funds | \$0 | 0.0% |
| Total Operating Funds Expended | \$585,986 | 100.0% |

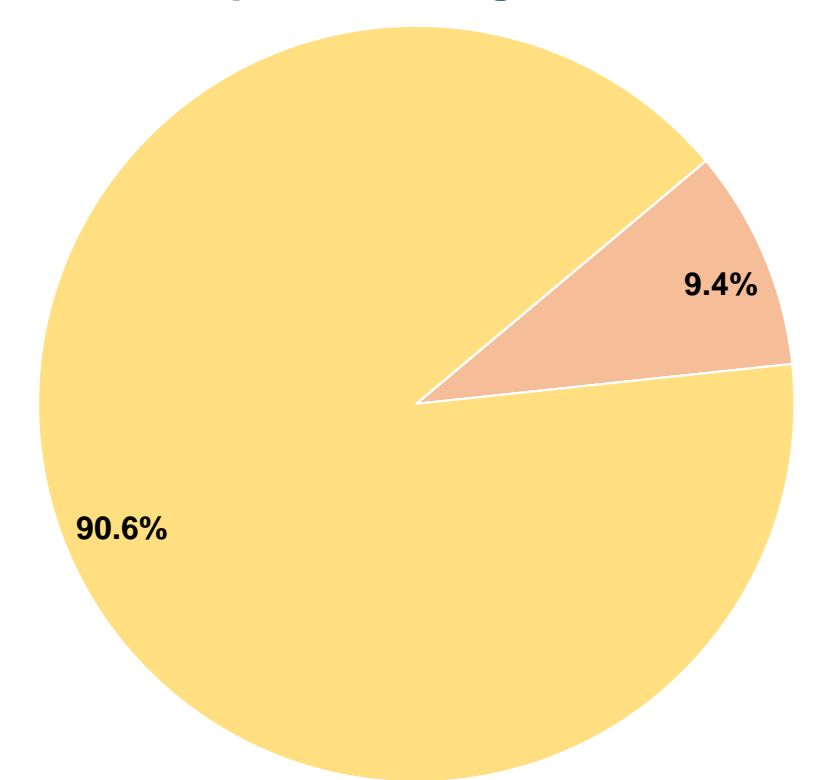
Sources of Capital Funds Expended

| | | |
|-------------------------------------|-----------------|---------------|
| Fare Revenues | \$0 | 0.0% |
| Local Funds | \$6,577 | 9.4% |
| State Funds | \$0 | 0.0% |
| Federal Assistance | \$63,179 | 90.6% |
| Other Funds | \$0 | 0.0% |
| Total Capital Funds Expended | \$69,756 | 100.0% |

Operating Funding Sources



Capital Funding Sources



Modal Characteristics

Operation Characteristics

Vehicles Operated at Maximum Service

| Mode | Directly Operated | Purchased Transportation | Operating Expenses | Fare Revenues | Uses of Capital Funds | Annual Unlinked Trips | Annual Vehicle Revenue Miles | Annual Vehicle Revenue Hours |
|-----------------|-------------------|--------------------------|--------------------|----------------|-----------------------|-----------------------|------------------------------|------------------------------|
| Demand Response | 13 | - | \$585,986 | \$5,385 | \$69,756 | 11,451 | 200,352 | 10,674 |
| Total | 13 | - | \$585,986 | \$5,385 | \$69,756 | 11,451 | 200,352 | 10,674 |

Performance Measures

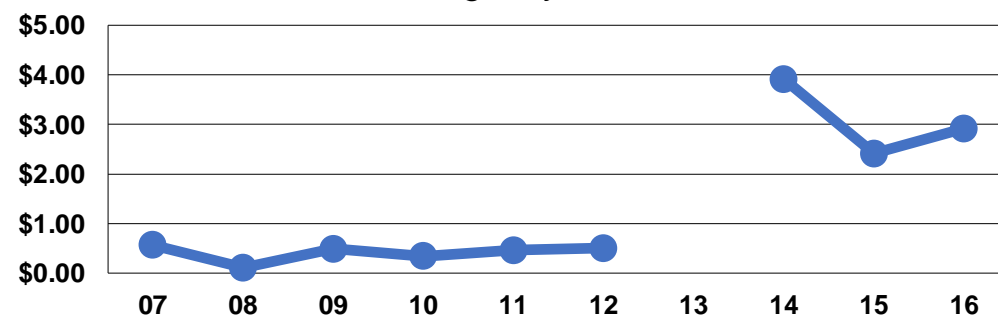
Service Efficiency

| Mode | Operating Expenses per Vehicle Revenue Mile | Operating Expenses per Vehicle Revenue Hour |
|-----------------|---|---|
| Demand Response | \$2.92 | \$54.90 |
| Total | \$2.92 | \$54.90 |

Service Effectiveness

| Mode | Operating Expenses per Unlinked Passenger Trip | Unlinked Trips per Vehicle Revenue Mile | Unlinked Trips per Vehicle Revenue Hour |
|-----------------|--|---|---|
| Demand Response | \$51.17 | 0.1 | 1.1 |
| Total | \$51.17 | 0.1 | 1.1 |

Operating Expense per Vehicle Revenue Mile: Agency Total



Unlinked Passenger Trips per Vehicle Revenue Mile: Agency Total

