

General Information

Service Consumption

108,638 Annual Unlinked Trips (UPT)

Service Supplied

921,810 Annual Vehicle Revenue Miles (VRM)

18,381 Annual Vehicle Revenue Hours (VRH)

Summary of Operating Expenses (OE)

\$717,607 Total Operating Expenses

Database Information

NTDID: 4R02-41095

Reporter Type: Rural General Public Transit

Financial Information

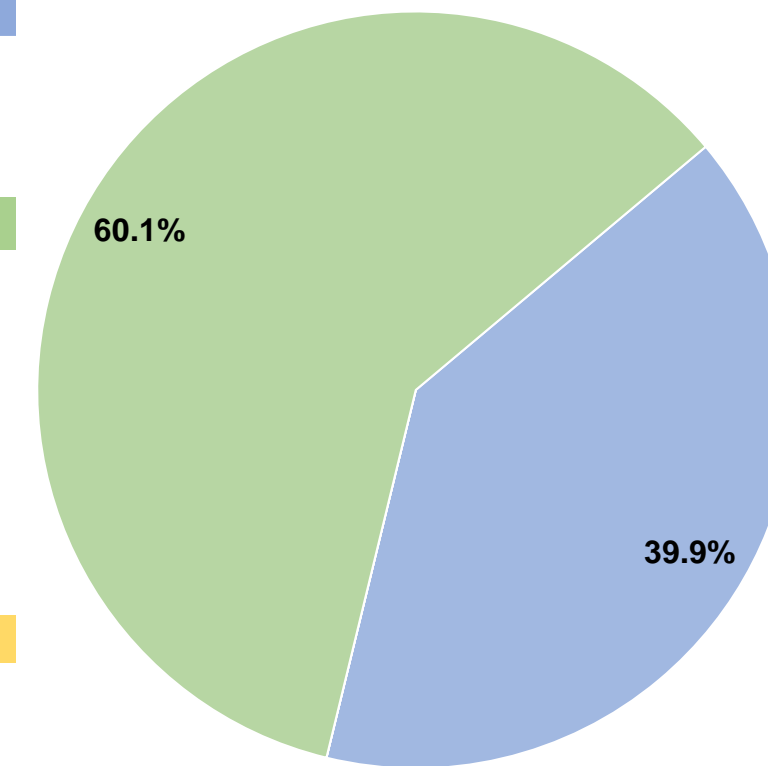
Sources of Operating Funds Expended

| | | |
|---------------------------------------|------------------|---------------|
| Fare Revenues | \$286,360 | 39.9% |
| Local Funds | \$0 | 0.0% |
| State Funds | \$0 | 0.0% |
| Federal Assistance | \$0 | 0.0% |
| Other Funds | \$431,247 | 60.1% |
| Total Operating Funds Expended | \$717,607 | 100.0% |

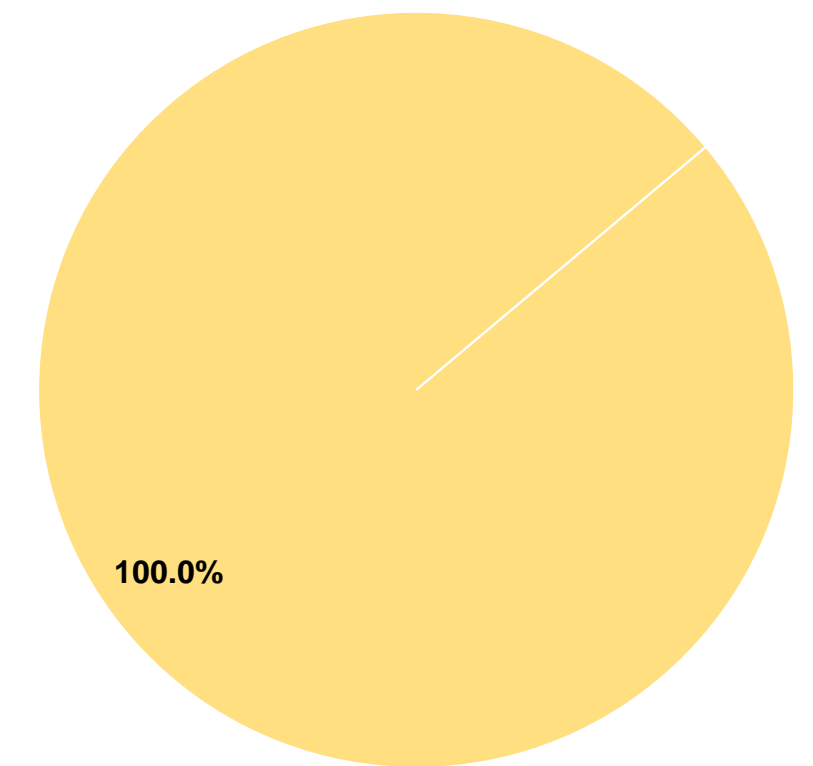
Sources of Capital Funds Expended

| | | |
|-------------------------------------|------------------|---------------|
| Fare Revenues | \$0 | 0.0% |
| Local Funds | \$0 | 0.0% |
| State Funds | \$0 | 0.0% |
| Federal Assistance | \$275,268 | 100.0% |
| Other Funds | \$0 | 0.0% |
| Total Capital Funds Expended | \$275,268 | 100.0% |

Operating Funding Sources



Capital Funding Sources



Modal Characteristics

Operation Characteristics

Vehicles Operated at Maximum Service

| Mode | Directly Operated | Purchased Transportation | Operating Expenses | Fare Revenues | Uses of Capital Funds | Annual Unlinked Trips | Annual Vehicle Revenue Miles | Annual Vehicle Revenue Hours |
|--------------|-------------------|--------------------------|--------------------|------------------|-----------------------|-----------------------|------------------------------|------------------------------|
| Vanpool | 35 | - | \$717,607 | \$286,360 | \$275,268 | 108,638 | 921,810 | 18,381 |
| Total | 35 | - | \$717,607 | \$286,360 | \$275,268 | 108,638 | 921,810 | 18,381 |

Performance Measures

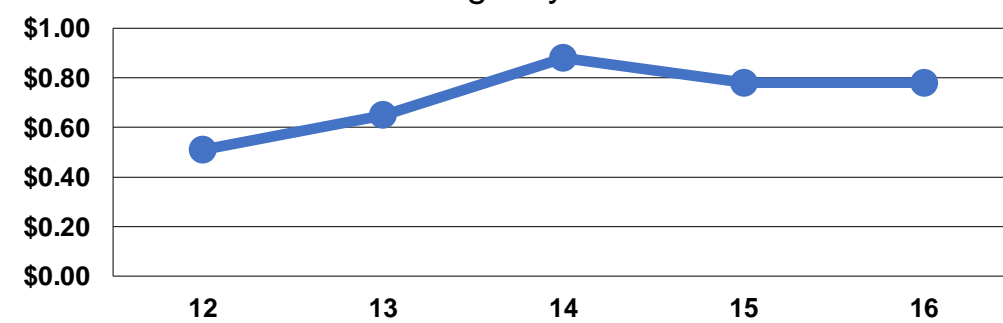
Service Efficiency

| Mode | Operating Expenses per Vehicle Revenue Mile | Operating Expenses per Vehicle Revenue Hour |
|--------------|---|---|
| Vanpool | \$0.78 | \$39.04 |
| Total | \$0.78 | \$39.04 |

Service Effectiveness

| Mode | Operating Expenses per Unlinked Passenger Trip | Unlinked Trips per Vehicle Revenue Mile | Unlinked Trips per Vehicle Revenue Hour |
|--------------|--|---|---|
| Vanpool | \$6.61 | 0.1 | 5.9 |
| Total | \$6.61 | 0.1 | 5.9 |

Operating Expense per Vehicle Revenue Mile: Agency Total



Unlinked Passenger Trips per Vehicle Revenue Mile: Agency Total

