

Levy County Board of County Commissioners

2016 Annual Agency Profile

CEO: Ms. Laurie Revell

General Information

Service Consumption

42,288 Annual Unlinked Trips (UPT)

Service Supplied

553,355 Annual Vehicle Revenue Miles (VRM)

18,033 Annual Vehicle Revenue Hours (VRH)

Summary of Operating Expenses (OE)

\$956,968 Total Operating Expenses

Database Information

NTDID: 4R02-41184

Reporter Type: Rural General Public Transit

Financial Information

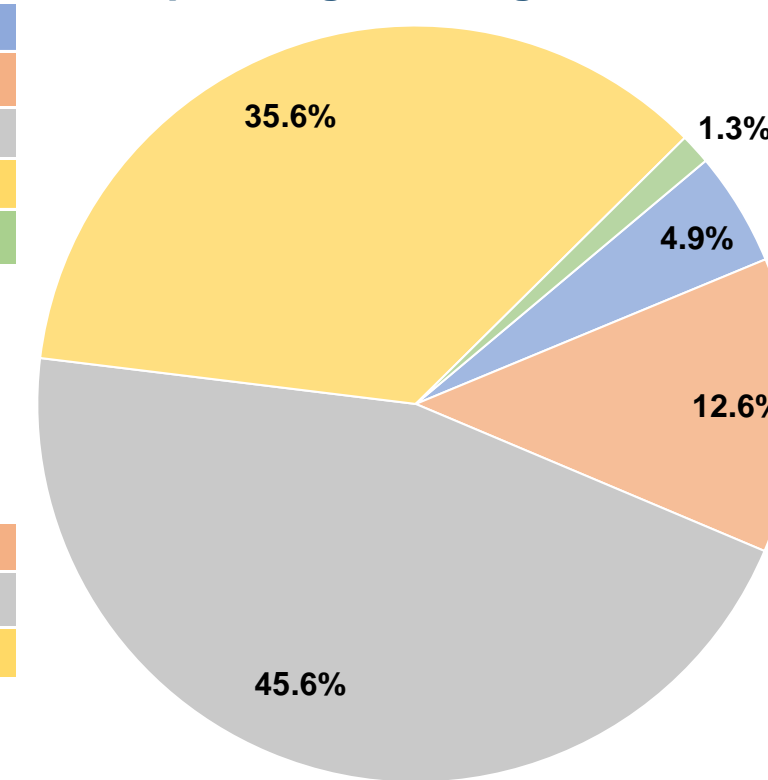
Sources of Operating Funds Expended

Fare Revenues	\$46,597	4.9%
Local Funds	\$120,512	12.6%
State Funds	\$436,257	45.6%
Federal Assistance	\$341,102	35.6%
Other Funds	\$12,500	1.3%
Total Operating Funds Expended	\$956,968	100.0%

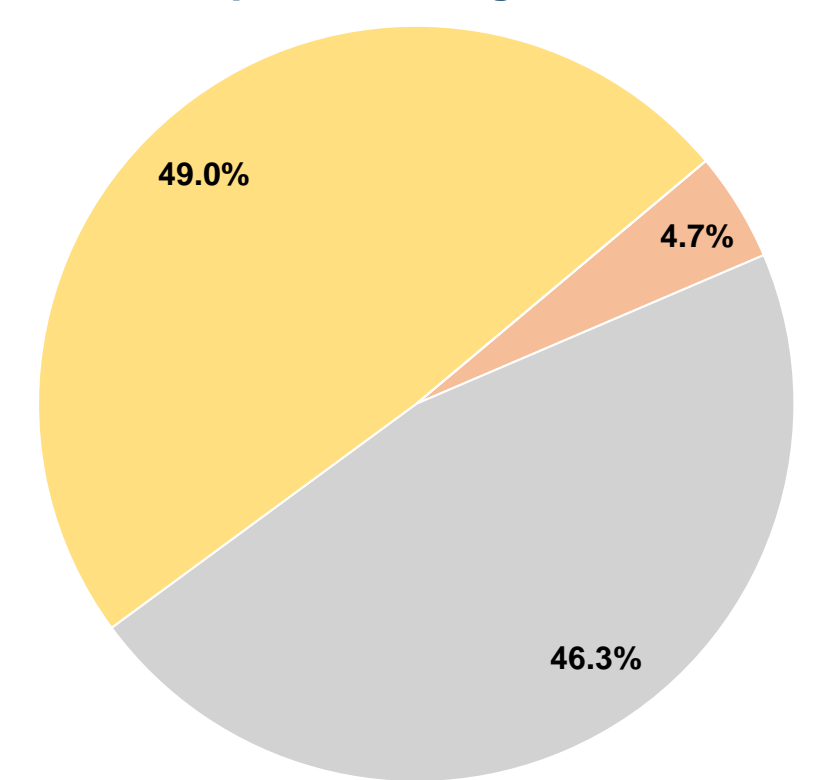
Sources of Capital Funds Expended

Fare Revenues	\$0	0.0%
Local Funds	\$8,005	4.7%
State Funds	\$79,380	46.3%
Federal Assistance	\$83,881	49.0%
Other Funds	\$0	0.0%
Total Capital Funds Expended	\$171,266	100.0%

Operating Funding Sources



Capital Funding Sources



Modal Characteristics

Operation Characteristics

Vehicles Operated at Maximum Service

Mode	Directly Operated	Purchased Transportation	Operating Expenses	Fare Revenues	Uses of Capital Funds	Annual Unlinked Trips	Annual Vehicle Revenue Miles	Annual Vehicle Revenue Hours
Demand Response	10	-	\$956,968	\$46,597	\$171,266	42,288	553,355	18,033
Total	10	-	\$956,968	\$46,597	\$171,266	42,288	553,355	18,033

Performance Measures

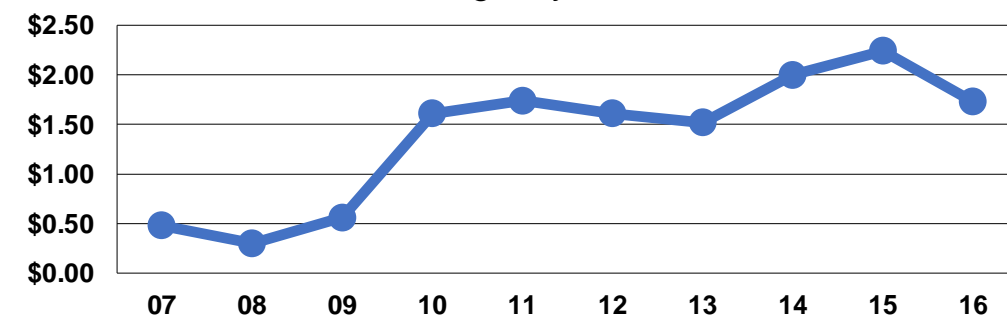
Service Efficiency

Mode	Operating Expenses per Vehicle Revenue Mile	Operating Expenses per Vehicle Revenue Hour
Demand Response	\$1.73	\$53.07
Total	\$1.73	\$53.07

Service Effectiveness

Mode	Operating Expenses per Unlinked Passenger Trip	Unlinked Trips per Vehicle Revenue Mile	Unlinked Trips per Vehicle Revenue Hour
Demand Response	\$22.63	0.1	2.4
Total	\$22.63	0.1	2.3

Operating Expense per Vehicle Revenue Mile: Agency Total



Unlinked Passenger Trips per Vehicle Revenue Mile: Agency Total

