

**General Information**

**Financial Information**

**Service Consumption**

50,842 Annual Unlinked Trips (UPT)

**Service Supplied**

543,392 Annual Vehicle Revenue Miles (VRM)

29,579 Annual Vehicle Revenue Hours (VRH)

**Summary of Operating Expenses (OE)**

\$1,499,840 Total Operating Expenses

**Database Information**

NTDID: 4R02-41198

Reporter Type: Rural General Public Transit

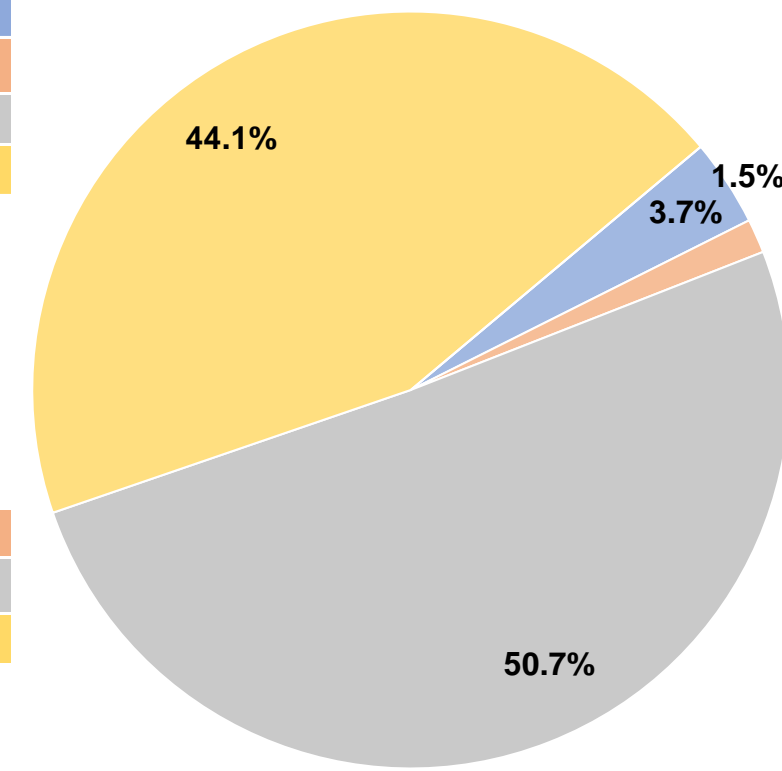
**Sources of Operating Funds Expended**

Fare Revenues	\$55,685	3.7%
Local Funds	\$21,800	1.5%
State Funds	\$760,195	50.7%
Federal Assistance	\$662,160	44.1%
Other Funds	\$0	0.0%
<b>Total Operating Funds Expended</b>	<b>\$1,499,840</b>	<b>100.0%</b>

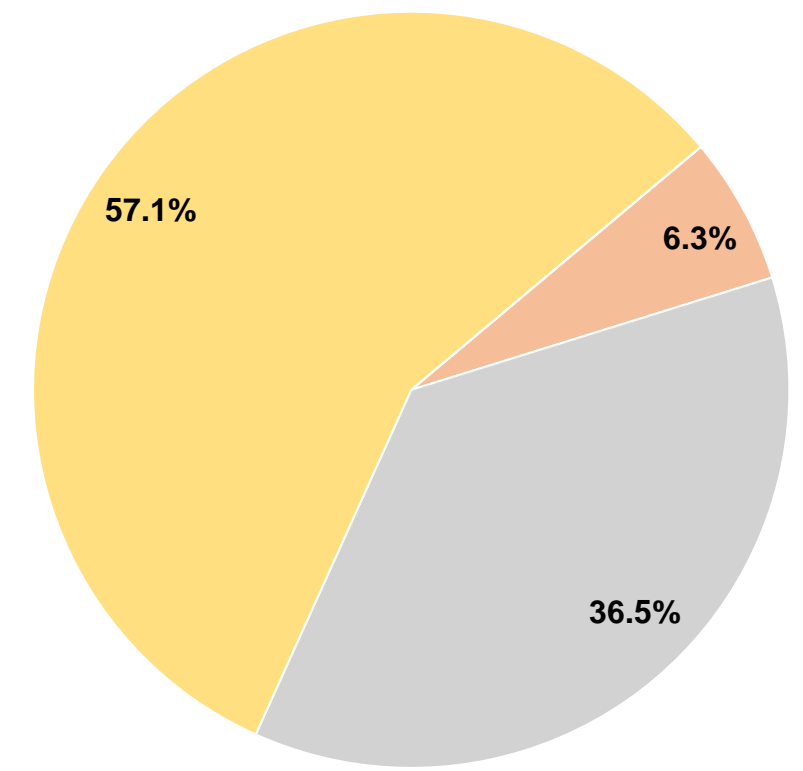
**Sources of Capital Funds Expended**

Fare Revenues	\$0	0.0%
Local Funds	\$18,147	6.3%
State Funds	\$105,167	36.5%
Federal Assistance	\$164,424	57.1%
Other Funds	\$0	0.0%
<b>Total Capital Funds Expended</b>	<b>\$287,738</b>	<b>100.0%</b>

**Operating Funding Sources**



**Capital Funding Sources**



**Modal Characteristics**

**Operation Characteristics**

**Vehicles Operated at Maximum Service**

Mode	Directly Operated	Purchased Transportation	Operating Expenses	Fare Revenues	Uses of Capital Funds	Annual Unlinked Trips	Annual Vehicle Revenue Miles	Annual Vehicle Revenue Hours
Demand Response	11	-	\$1,469,394	\$51,797	\$287,738	47,060	530,097	28,717
Bus	1	-	\$30,446	\$3,888	\$0	3,782	13,295	862
<b>Total</b>	<b>12</b>	<b>-</b>	<b>\$1,499,840</b>	<b>\$55,685</b>	<b>\$287,738</b>	<b>50,842</b>	<b>543,392</b>	<b>29,579</b>

**Performance Measures**


**Service Efficiency**

Mode	Operating Expenses per Vehicle Revenue Mile	Operating Expenses per Vehicle Revenue Hour
Demand Response	\$2.77	\$51.17
Bus	\$2.29	\$35.32
<b>Total</b>	<b>\$2.76</b>	<b>\$50.71</b>

**Service Effectiveness**

Mode	Operating Expenses per Unlinked Passenger Trip	Unlinked Trips per Vehicle Revenue Mile	Unlinked Trips per Vehicle Revenue Hour
Demand Response	\$31.22	0.1	1.6
Bus	\$8.05	0.3	4.4
<b>Total</b>	<b>\$29.50</b>	<b>0.1</b>	<b>1.7</b>

Operating Expense per Vehicle Revenue Mile: Agency Total



Unlinked Passenger Trips per Vehicle Revenue Mile: Agency Total

