

### General Information

#### Service Consumption

79,420 Annual Unlinked Trips (UPT)

#### Service Supplied

598,798 Annual Vehicle Revenue Miles (VRM)

33,421 Annual Vehicle Revenue Hours (VRH)

#### Summary of Operating Expenses (OE)

\$1,004,748 Total Operating Expenses

#### Database Information

NTDID: 4R03-40905

Reporter Type: Rural General Public Transit

### Financial Information

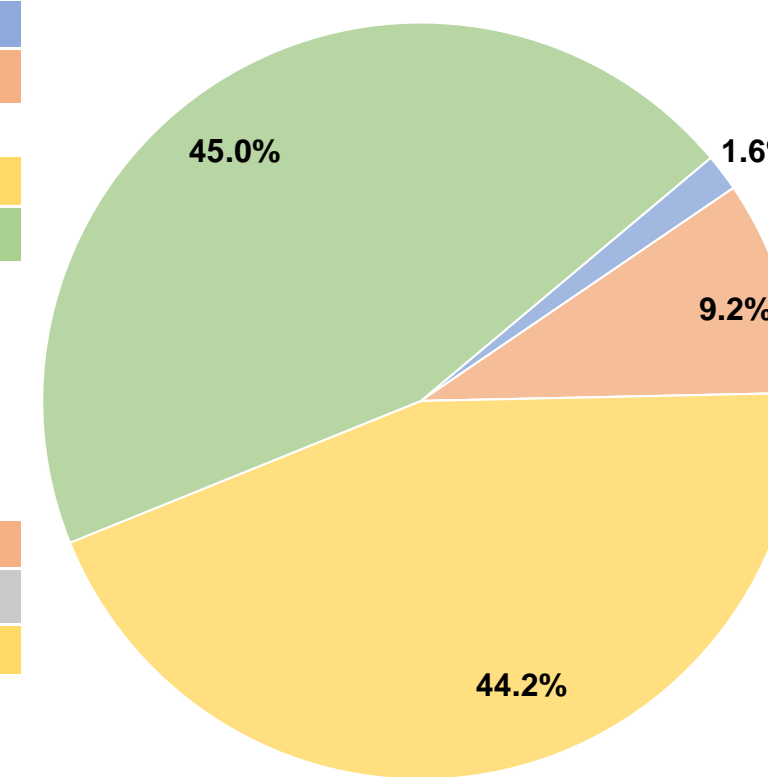
#### Sources of Operating Funds Expended

Fare Revenues	\$15,978	1.6%
Local Funds	\$92,263	9.2%
State Funds	\$0	0.0%
Federal Assistance	\$444,371	44.2%
Other Funds	\$452,136	45.0%
<b>Total Operating Funds Expended</b>	<b>\$1,004,748</b>	<b>100.0%</b>

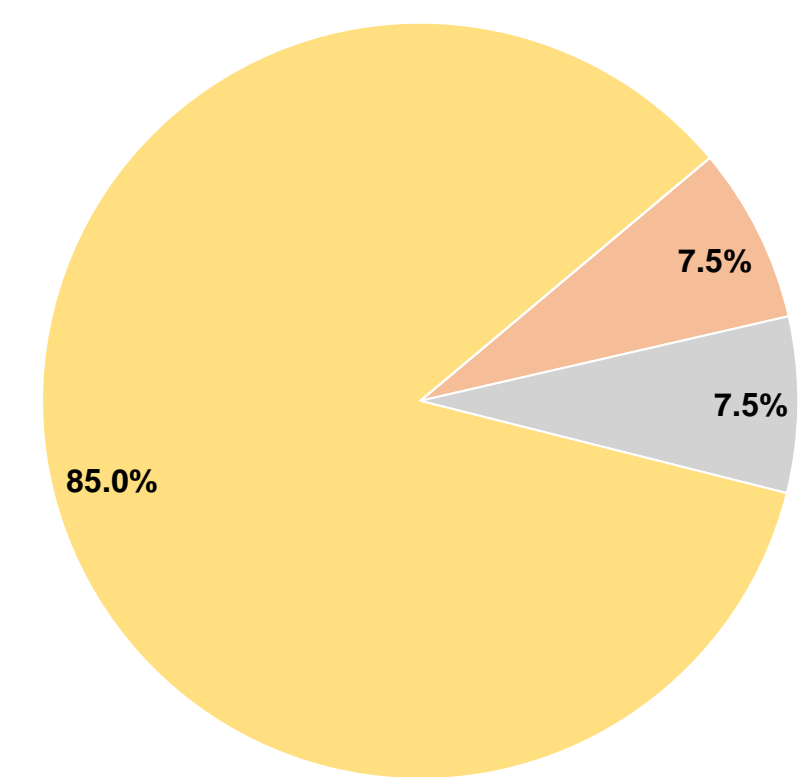
#### Sources of Capital Funds Expended

Fare Revenues	\$0	0.0%
Local Funds	\$22,465	7.5%
State Funds	\$22,465	7.5%
Federal Assistance	\$253,898	85.0%
Other Funds	\$0	0.0%
<b>Total Capital Funds Expended</b>	<b>\$298,828</b>	<b>100.0%</b>

#### Operating Funding Sources



#### Capital Funding Sources



### Modal Characteristics

#### Operation Characteristics

#### Vehicles Operated at Maximum Service

Mode	Directly Operated	Purchased Transportation	Operating Expenses	Fare Revenues	Uses of Capital Funds	Annual Unlinked Trips	Annual Vehicle Revenue Miles	Annual Vehicle Revenue Hours
Demand Response	15	-	\$1,004,748	\$15,978	\$298,828	79,420	598,798	33,421
<b>Total</b>	<b>15</b>	<b>-</b>	<b>\$1,004,748</b>	<b>\$15,978</b>	<b>\$298,828</b>	<b>79,420</b>	<b>598,798</b>	<b>33,421</b>

#### Performance Measures

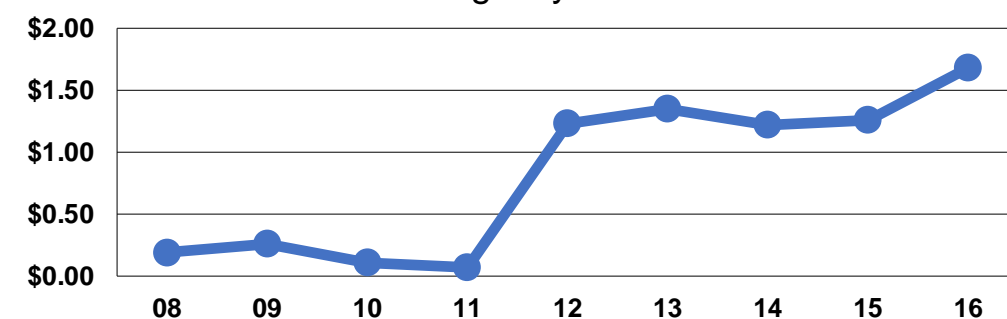
#### Service Efficiency

Mode	Operating Expenses per Vehicle Revenue Mile	Operating Expenses per Vehicle Revenue Hour
Demand Response	\$1.68	\$30.06
<b>Total</b>	<b>\$1.68</b>	<b>\$30.06</b>

#### Service Effectiveness

Mode	Operating Expenses per Unlinked Passenger Trip	Unlinked Trips per Vehicle Revenue Mile	Unlinked Trips per Vehicle Revenue Hour
Demand Response	\$12.65	0.1	2.4
<b>Total</b>	<b>\$12.65</b>	<b>0.1</b>	<b>2.4</b>

Operating Expense per Vehicle Revenue Mile: Agency Total



Unlinked Passenger Trips per Vehicle Revenue Mile: Agency Total

