http://www.putnamcountyga.us
117 Putnam Dr
Suite A
Eatonton, GA 31024-6527

Putnam County CommissionTransit

2016 Annual Agency Profile

Administrator, Intermodal Division: Ms. Nancy Cobb

General Information

Service Consumption

16,841 **Annual Unlinked Trips (UPT)**

Service Supplied

93,976 **Annual Vehicle Revenue Miles (VRM)**
4,905 **Annual Vehicle Revenue Hours (VRH)**

Summary of Operating Expenses (OE)

$200,070 **Total Operating Expenses**

Database Information

NTDID: 4R03-40945
Reporter Type: Rural General Public Transit

Financial Information

Sources of Operating Funds Expended

Fare Revenues	$25,457	12.7%
Local Funds	$87,644	43.8%
State Funds	$0	0.0%
Federal Assistance	$86,969	43.5%
Other Funds	$0	0.0%
Total Operating Funds Expended	**$200,070**	100.0%

Sources of Capital Funds Expended

Fare Revenues	$0	0.0%
Local Funds	$51	10.0%
State Funds	$51	10.0%
Federal Assistance	$409	80.0%
Other Funds	$0	0.0%
Total Capital Funds Expended	**$511**	100.0%

Operating Funding Sources

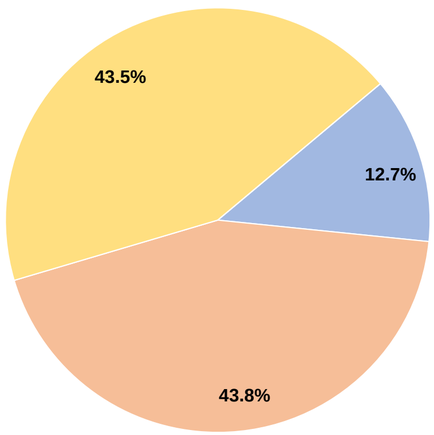

Capital Funding Sources

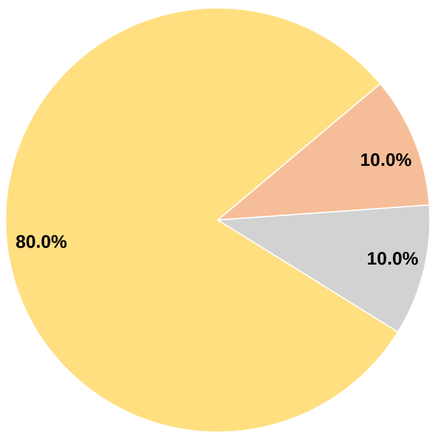

Modal Characteristics

Operation Characteristics

Mode	Vehicles Operated at Maximum Service: Directly Operated	Vehicles Operated at Maximum Service: Purchased Transportation	Operating Expenses	Fare Revenues	Uses of Capital Funds	Annual Unlinked Trips	Annual Vehicle Revenue Miles	Annual Vehicle Revenue Hours
Demand Response	3	-	$200,070	$25,457	$511	16,841	93,976	4,905
Total	**3**	**-**	**$200,070**	**$25,457**	**$511**	**16,841**	**93,976**	**4,905**

Performance Measures

Service Efficiency

Mode	Operating Expenses per Vehicle Revenue Mile	Operating Expenses per Vehicle Revenue Hour
Demand Response	$2.13	$40.79
Total	**$2.13**	**$40.79**

Service Effectiveness

Mode	Operating Expenses per Unlinked Passenger Trip	Unlinked Trips per Vehicle Revenue Mile	Unlinked Trips per Vehicle Revenue Hour
Demand Response	$11.88	0.2	3.4
Total	**$11.88**	**0.2**	**3.4**

Operating Expense per Vehicle Revenue Mile: Agency Total

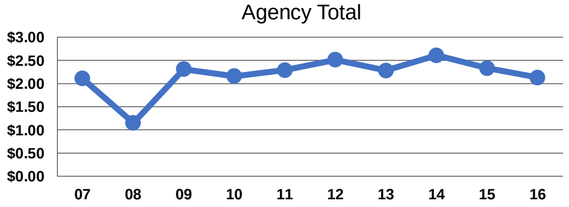
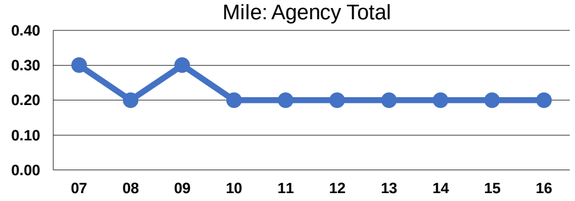
Unlinked Passenger Trips per Vehicle Revenue Mile: Agency Total