http://www.jeffersoncountyga.gov
217 E. Broad Street
Louisville, GA 30434-4002

Jefferson County Transit

2016 Annual Agency Profile

Administrator, Intermodal Division: Ms. Nancy Cobb

General Information

Service Consumption

26,833 **Annual Unlinked Trips (UPT)**

Service Supplied

206,781 **Annual Vehicle Revenue Miles (VRM)**
12,848 **Annual Vehicle Revenue Hours (VRH)**

Summary of Operating Expenses (OE)

$325,301 **Total Operating Expenses**

Database Information

NTDID: 4R03-40977
Reporter Type: Rural General Public Transit

Financial Information

Sources of Operating Funds Expended

Fare Revenues	$35,657	11.0%
Local Funds	$107,926	33.2%
State Funds	$0	0.0%
Federal Assistance	$181,718	55.9%
Other Funds	$0	0.0%
Total Operating Funds Expended	**$325,301**	100.0%

Sources of Capital Funds Expended

Fare Revenues	$0	0.0%
Local Funds	$3,948	10.0%
State Funds	$3,948	10.0%
Federal Assistance	$31,582	80.0%
Other Funds	$0	0.0%
Total Capital Funds Expended	**$39,478**	100.0%

Operating Funding Sources

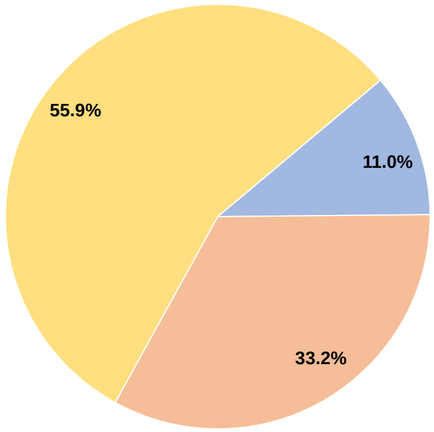

Capital Funding Sources

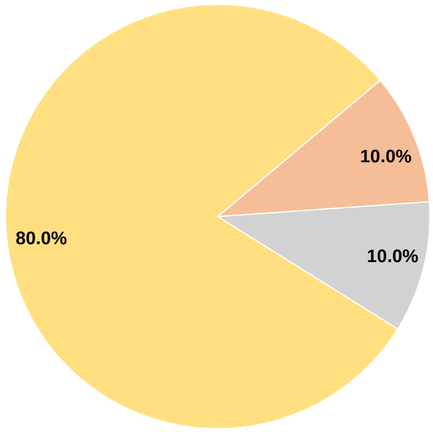

Modal Characteristics

Operation Characteristics

Mode	Vehicles Operated at Maximum Service: Directly Operated	Vehicles Operated at Maximum Service: Purchased Transportation	Operating Expenses	Fare Revenues	Uses of Capital Funds	Annual Unlinked Trips	Annual Vehicle Revenue Miles	Annual Vehicle Revenue Hours
Demand Response	5	-	$325,301	$35,657	$39,478	26,833	206,781	12,848
Total	**5**	**-**	**$325,301**	**$35,657**	**$39,478**	**26,833**	**206,781**	**12,848**

Performance Measures

Service Efficiency

Mode	Operating Expenses per Vehicle Revenue Mile	Operating Expenses per Vehicle Revenue Hour
Demand Response	$1.57	$25.32
Total	**$1.57**	**$25.32**

Service Effectiveness

Mode	Operating Expenses per Unlinked Passenger Trip	Unlinked Trips per Vehicle Revenue Mile	Unlinked Trips per Vehicle Revenue Hour
Demand Response	$12.12	0.1	2.1
Total	**$12.12**	**0.1**	**2.1**

Operating Expense per Vehicle Revenue Mile: Agency Total

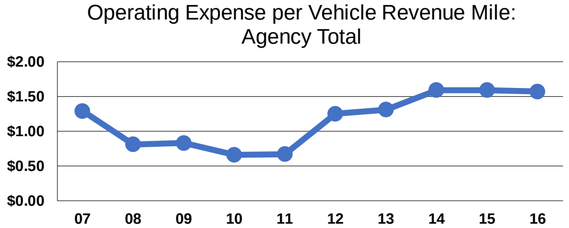
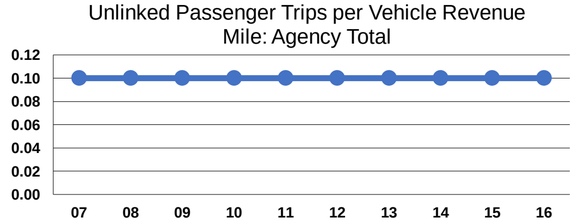
Unlinked Passenger Trips per Vehicle Revenue Mile: Agency Total