

# Dooly County Transit

## 2016 Annual Agency Profile

### General Information

#### Service Consumption

26,462 Annual Unlinked Trips (UPT)

#### Service Supplied

352,567 Annual Vehicle Revenue Miles (VRM)

15,649 Annual Vehicle Revenue Hours (VRH)

#### Summary of Operating Expenses (OE)

\$509,816 Total Operating Expenses

#### Database Information

NTDID: 4R03-41017

Reporter Type: Rural General Public Transit

### Financial Information

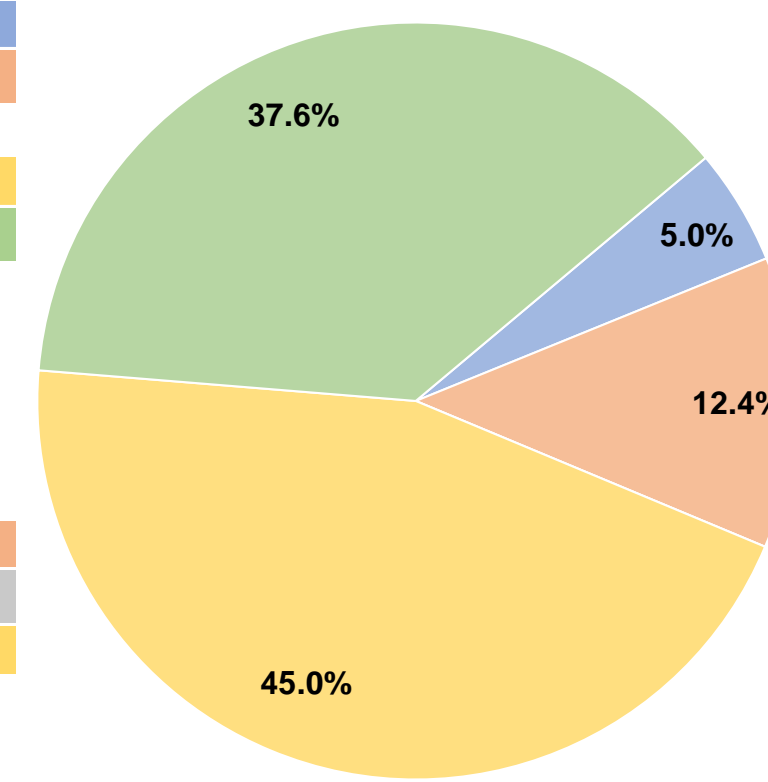
#### Sources of Operating Funds Expended

Fare Revenues	\$25,309	5.0%
Local Funds	\$63,417	12.4%
State Funds	\$0	0.0%
Federal Assistance	\$229,417	45.0%
Other Funds	\$191,673	37.6%
<b>Total Operating Funds Expended</b>	<b>\$509,816</b>	<b>100.0%</b>

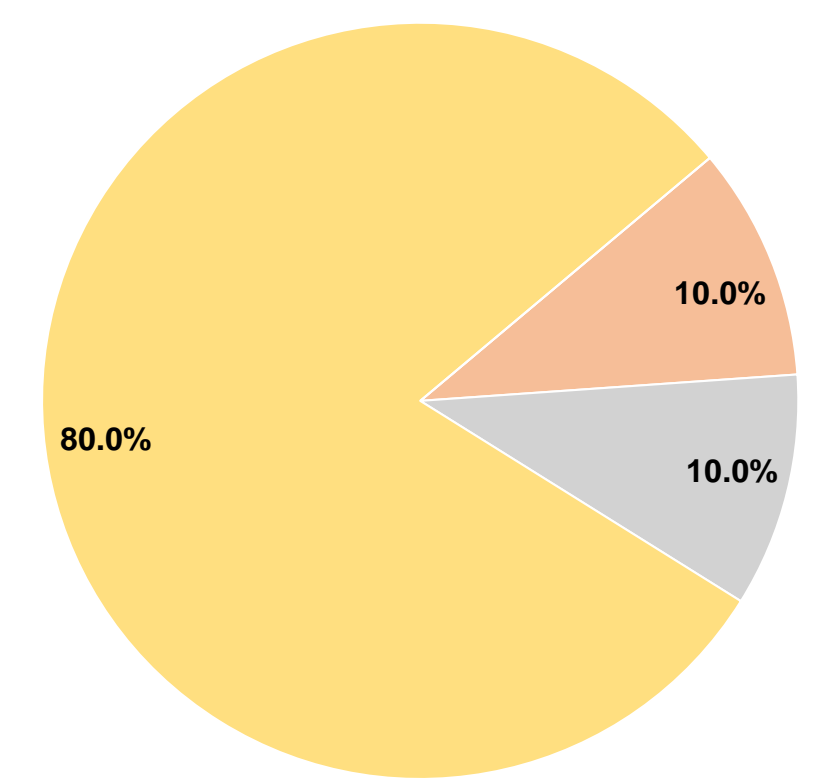
#### Sources of Capital Funds Expended

Fare Revenues	\$0	0.0%
Local Funds	\$4,328	10.0%
State Funds	\$4,328	10.0%
Federal Assistance	\$34,628	80.0%
Other Funds	\$0	0.0%
<b>Total Capital Funds Expended</b>	<b>\$43,284</b>	<b>100.0%</b>

#### Operating Funding Sources



#### Capital Funding Sources



### Modal Characteristics

#### Operation Characteristics

##### Vehicles Operated at Maximum Service

Mode	Directly Operated	Purchased Transportation	Operating Expenses	Fare Revenues	Uses of Capital Funds	Annual Unlinked Trips	Annual Vehicle Revenue Miles	Annual Vehicle Revenue Hours
Demand Response	6	-	\$509,816	\$25,309	\$43,284	26,462	352,567	15,649
<b>Total</b>	<b>6</b>	<b>-</b>	<b>\$509,816</b>	<b>\$25,309</b>	<b>\$43,284</b>	<b>26,462</b>	<b>352,567</b>	<b>15,649</b>

#### Performance Measures

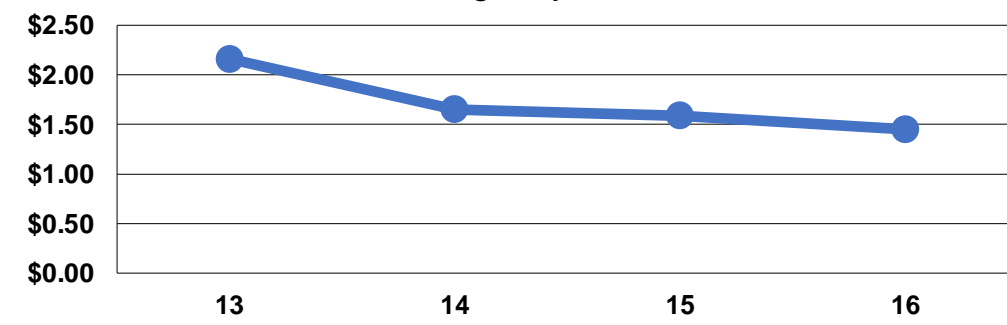
##### Service Efficiency

Mode	Operating Expenses per Vehicle Revenue Mile	Operating Expenses per Vehicle Revenue Hour
Demand Response	\$1.45	\$32.58
<b>Total</b>	<b>\$1.45</b>	<b>\$32.58</b>

##### Service Effectiveness

Mode	Operating Expenses per Unlinked Passenger Trip	Unlinked Trips per Vehicle Revenue Mile	Unlinked Trips per Vehicle Revenue Hour
Demand Response	\$19.27	0.1	1.7
<b>Total</b>	<b>\$19.27</b>	<b>0.1</b>	<b>1.7</b>

Operating Expense per Vehicle Revenue Mile: Agency Total



Unlinked Passenger Trips per Vehicle Revenue Mile: Agency Total

