http://www.cityofdanvillega.com/plans.html
425 Railroad Street N.
Jeffersonville, GA 31044-0818

Twiggs County Transit

2016 Annual Agency Profile

Administrator, Intermodal Division: Ms. Nancy Cobb

General Information

Service Consumption

5,017 **Annual Unlinked Trips (UPT)**

Service Supplied

64,186 **Annual Vehicle Revenue Miles (VRM)**
3,600 **Annual Vehicle Revenue Hours (VRH)**

Summary of Operating Expenses (OE)

$114,273 **Total Operating Expenses**

Database Information

NTDID: 4R03-41065
Reporter Type: Rural General Public Transit

Financial Information

Sources of Operating Funds Expended

Fare Revenues	$7,106	6.2%
Local Funds	$55,744	48.8%
State Funds	$0	0.0%
Federal Assistance	$51,423	45.0%
Other Funds	$0	0.0%
Total Operating Funds Expended	**$114,273**	100.0%

Sources of Capital Funds Expended

Fare Revenues	$0	0.0%
Local Funds	$3,590	10.0%
State Funds	$3,590	10.0%
Federal Assistance	$28,717	80.0%
Other Funds	$0	0.0%
Total Capital Funds Expended	**$35,897**	100.0%

Operating Funding Sources

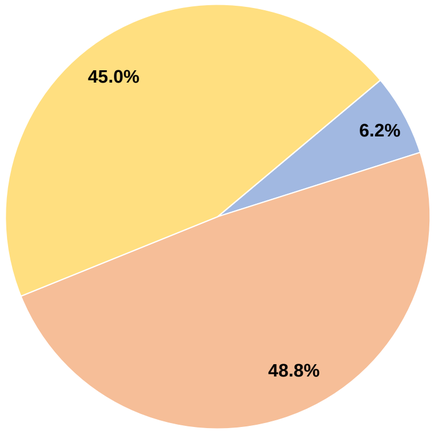

Capital Funding Sources

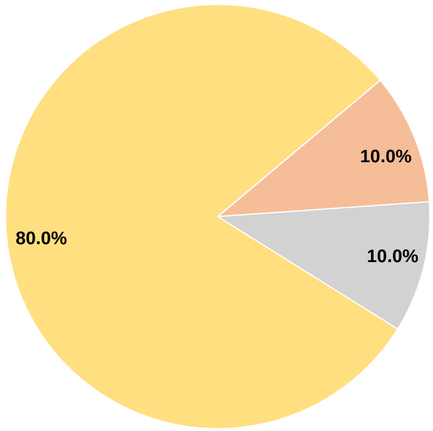

Modal Characteristics

Operation Characteristics

Mode	Vehicles Operated at Maximum Service: Directly Operated	Vehicles Operated at Maximum Service: Purchased Transportation	Operating Expenses	Fare Revenues	Uses of Capital Funds	Annual Unlinked Trips	Annual Vehicle Revenue Miles	Annual Vehicle Revenue Hours
Demand Response	2	-	$114,273	$7,106	$35,897	5,017	64,186	3,600
Total	**2**	**-**	**$114,273**	**$7,106**	**$35,897**	**5,017**	**64,186**	**3,600**

Performance Measures

Service Efficiency

Mode	Operating Expenses per Vehicle Revenue Mile	Operating Expenses per Vehicle Revenue Hour
Demand Response	$1.78	$31.74
Total	**$1.78**	**$31.74**

Service Effectiveness

Mode	Operating Expenses per Unlinked Passenger Trip	Unlinked Trips per Vehicle Revenue Mile	Unlinked Trips per Vehicle Revenue Hour
Demand Response	$22.78	0.1	1.4
Total	**$22.78**	**0.1**	**1.4**

Operating Expense per Vehicle Revenue Mile: Agency Total

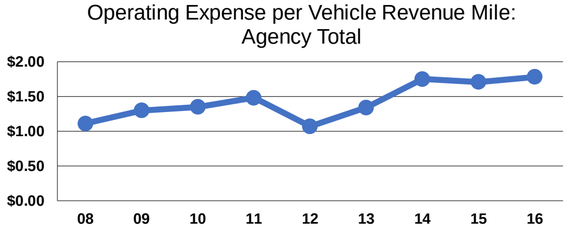
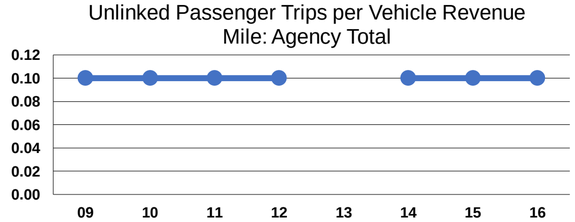
Unlinked Passenger Trips per Vehicle Revenue Mile: Agency Total