

Wheeler County Transit

2016 Annual Agency Profile

20 W. Forrest Ave
Alamo, GA 30411-0181

Administrator, Intermodal Division: Ms. Nancy Cobb

General Information

Service Consumption

3,552 Annual Unlinked Trips (UPT)

Service Supplied

49,369 Annual Vehicle Revenue Miles (VRM)
2,365 Annual Vehicle Revenue Hours (VRH)

Summary of Operating Expenses (OE)

\$122,719 Total Operating Expenses

Database Information

NTDID: 4R03-41103

Reporter Type: Rural General Public Transit

Financial Information

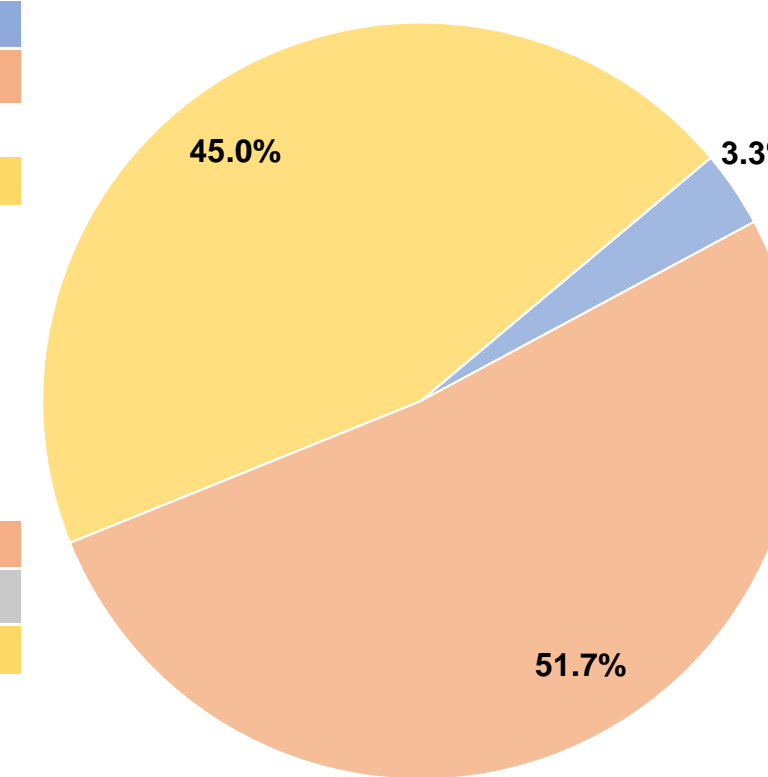
Sources of Operating Funds Expended

Fare Revenues	\$4,002	3.3%
Local Funds	\$63,493	51.7%
State Funds	\$0	0.0%
Federal Assistance	\$55,224	45.0%
Other Funds	\$0	0.0%
Total Operating Funds Expended	\$122,719	100.0%

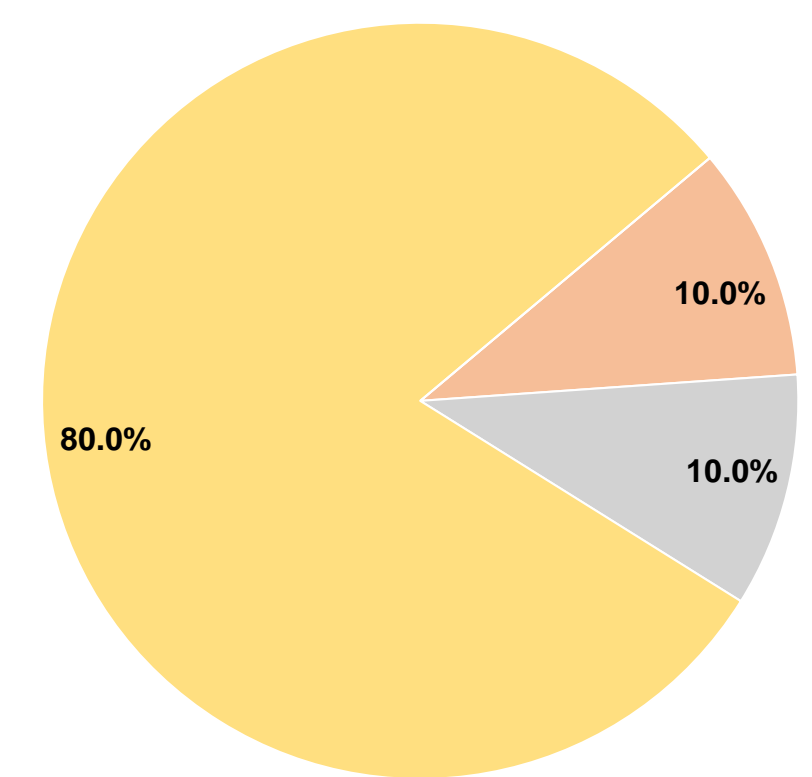
Sources of Capital Funds Expended

Fare Revenues	\$0	0.0%
Local Funds	\$3,960	10.0%
State Funds	\$3,960	10.0%
Federal Assistance	\$31,681	80.0%
Other Funds	\$0	0.0%
Total Capital Funds Expended	\$39,601	100.0%

Operating Funding Sources



Capital Funding Sources



Modal Characteristics

Operation Characteristics

Vehicles Operated at Maximum Service

Mode	Directly Operated	Purchased Transportation	Operating Expenses	Fare Revenues	Uses of Capital Funds	Annual Unlinked Trips	Annual Vehicle Revenue Miles	Annual Vehicle Revenue Hours
Demand Response	2	-	\$122,719	\$4,002	\$39,601	3,552	49,369	2,365
Total	2	-	\$122,719	\$4,002	\$39,601	3,552	49,369	2,365

Performance Measures

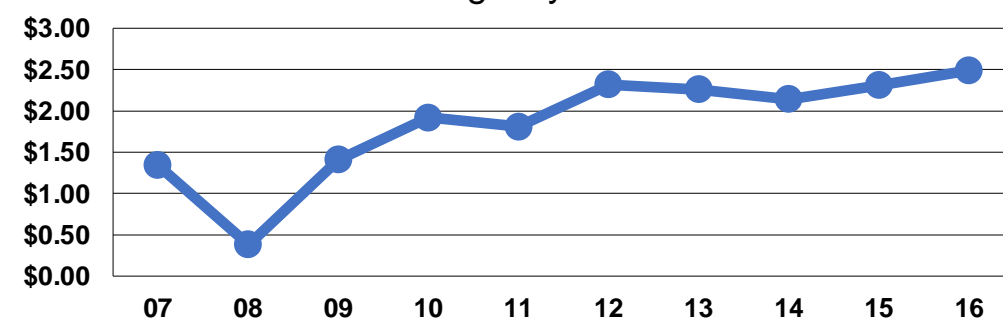
Service Efficiency

Mode	Operating Expenses per Vehicle Revenue Mile	Operating Expenses per Vehicle Revenue Hour
Demand Response	\$2.49	\$51.89
Total	\$2.49	\$51.89

Service Effectiveness

Mode	Operating Expenses per Unlinked Passenger Trip	Unlinked Trips per Vehicle Revenue Mile	Unlinked Trips per Vehicle Revenue Hour
Demand Response	\$34.55	0.1	1.5
Total	\$34.55	0.1	1.5

Operating Expense per Vehicle Revenue Mile: Agency Total



Unlinked Passenger Trips per Vehicle Revenue Mile: Agency Total

