

**General Information**

**Financial Information**

**Service Consumption**

150,551 Annual Unlinked Trips (UPT)

**Service Supplied**

2,100,980 Annual Vehicle Revenue Miles (VRM)

117,163 Annual Vehicle Revenue Hours (VRH)

**Summary of Operating Expenses (OE)**

\$3,868,259 Total Operating Expenses

**Database Information**

NTDID: 4R03-41112

Reporter Type: Rural General Public Transit

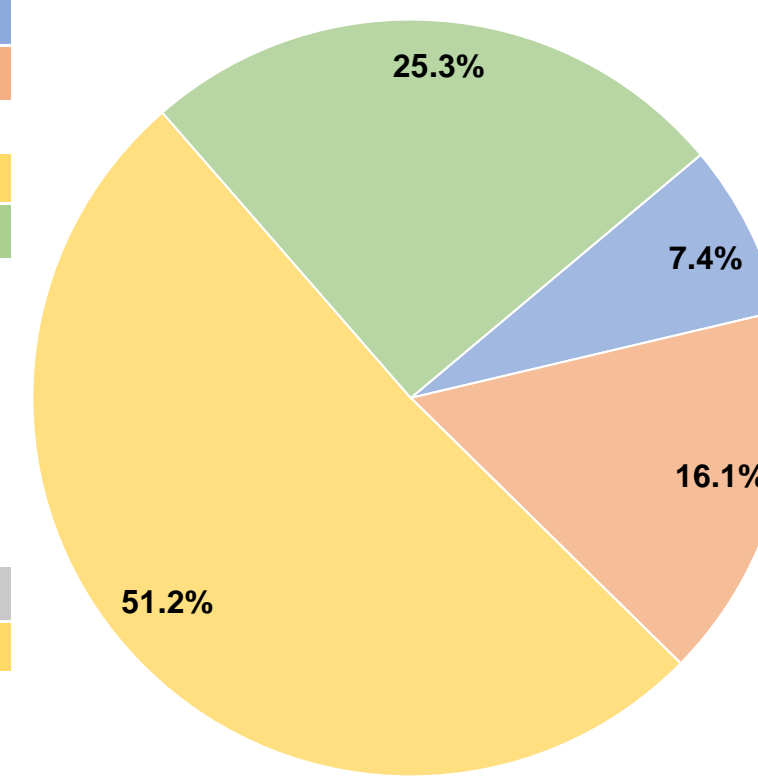
**Sources of Operating Funds Expended**

Fare Revenues	\$287,071	7.4%
Local Funds	\$621,104	16.1%
State Funds	\$0	0.0%
Federal Assistance	\$1,981,926	51.2%
Other Funds	\$978,158	25.3%
<b>Total Operating Funds Expended</b>	<b>\$3,868,259</b>	<b>100.0%</b>

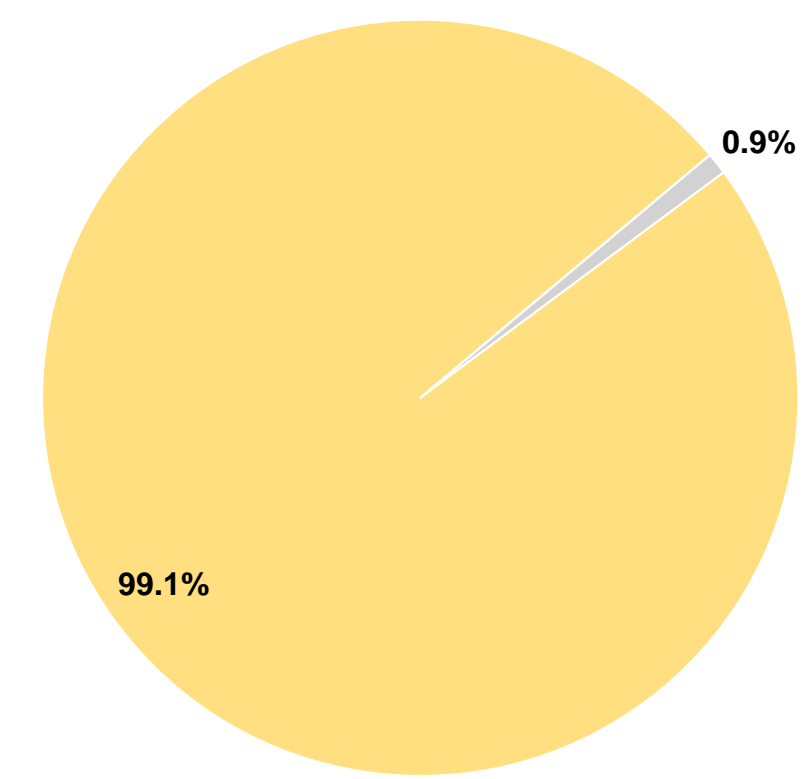
**Sources of Capital Funds Expended**

Fare Revenues	\$0	0.0%
Local Funds	\$0	0.0%
State Funds	\$2,829	0.9%
Federal Assistance	\$298,753	99.1%
Other Funds	\$0	0.0%
<b>Total Capital Funds Expended</b>	<b>\$301,582</b>	<b>100.0%</b>

**Operating Funding Sources**



**Capital Funding Sources**



**Modal Characteristics**

**Operation Characteristics**

**Vehicles Operated at Maximum Service**

Mode	Directly Operated	Purchased Transportation	Operating Expenses	Fare Revenues	Uses of Capital Funds	Annual Unlinked Trips	Annual Vehicle Revenue Miles	Annual Vehicle Revenue Hours
Demand Response	55	-	\$3,868,259	\$287,071	\$301,582	150,551	2,100,980	117,163
<b>Total</b>	<b>55</b>	<b>-</b>	<b>\$3,868,259</b>	<b>\$287,071</b>	<b>\$301,582</b>	<b>150,551</b>	<b>2,100,980</b>	<b>117,163</b>

**Performance Measures**

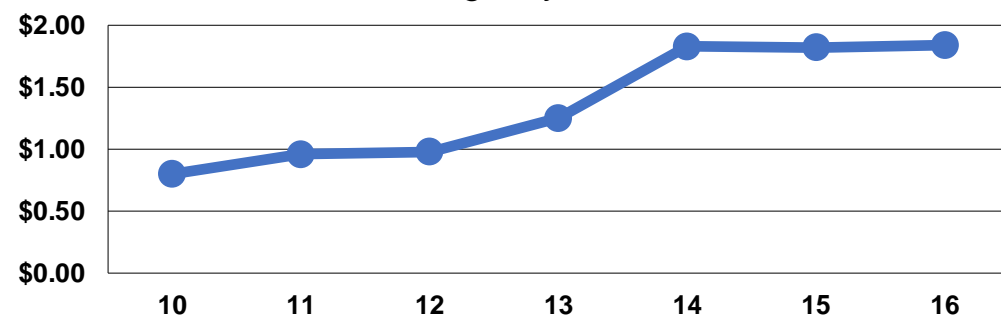
**Service Efficiency**

Mode	Operating Expenses per Vehicle Revenue Mile	Operating Expenses per Vehicle Revenue Hour
Demand Response	\$1.84	\$33.02
<b>Total</b>	<b>\$1.84</b>	<b>\$33.02</b>

**Service Effectiveness**

Mode	Operating Expenses per Unlinked Passenger Trip	Unlinked Trips per Vehicle Revenue Mile	Unlinked Trips per Vehicle Revenue Hour
Demand Response	\$25.69	0.1	1.3
<b>Total</b>	<b>\$25.69</b>	<b>0.1</b>	<b>1.3</b>

Operating Expense per Vehicle Revenue Mile: Agency Total



Unlinked Passenger Trips per Vehicle Revenue Mile: Agency Total

