

# Wayne County Transit

## 2016 Annual Agency Profile

### General Information

#### Service Consumption

45,979 Annual Unlinked Trips (UPT)

#### Service Supplied

365,289 Annual Vehicle Revenue Miles (VRM)

16,639 Annual Vehicle Revenue Hours (VRH)

#### Summary of Operating Expenses (OE)

\$377,602 Total Operating Expenses

#### Database Information

NTDID: 4R03-41142

Reporter Type: Rural General Public Transit

### Financial Information

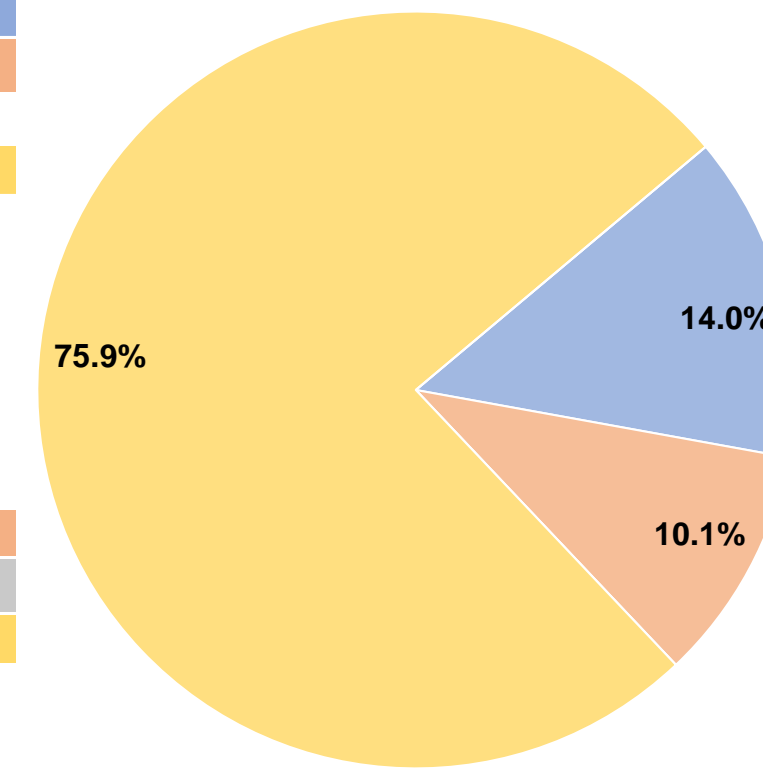
#### Sources of Operating Funds Expended

Fare Revenues	\$52,724	14.0%
Local Funds	\$38,092	10.1%
State Funds	\$0	0.0%
Federal Assistance	\$286,786	75.9%
Other Funds	\$0	0.0%
<b>Total Operating Funds Expended</b>	<b>\$377,602</b>	<b>100.0%</b>

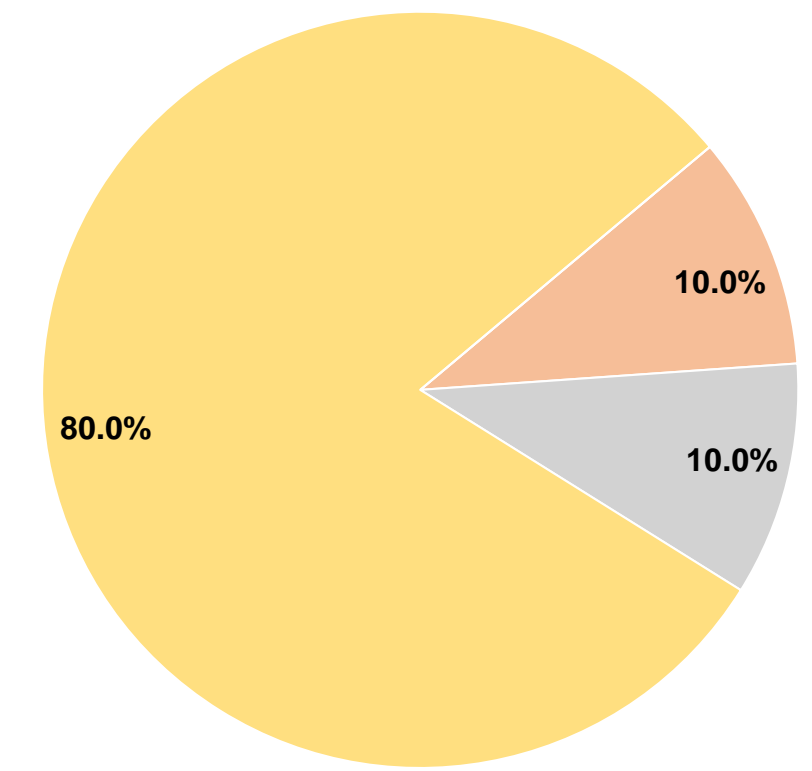
#### Sources of Capital Funds Expended

Fare Revenues	\$0	0.0%
Local Funds	\$11,211	10.0%
State Funds	\$11,211	10.0%
Federal Assistance	\$89,693	80.0%
Other Funds	\$0	0.0%
<b>Total Capital Funds Expended</b>	<b>\$112,115</b>	<b>100.0%</b>

#### Operating Funding Sources



#### Capital Funding Sources



### Modal Characteristics

#### Operation Characteristics

##### Vehicles Operated at Maximum Service

Mode	Directly Operated	Purchased Transportation	Operating Expenses	Fare Revenues	Uses of Capital Funds	Annual Unlinked Trips	Annual Vehicle Revenue Miles	Annual Vehicle Revenue Hours
Demand Response	11	-	\$377,602	\$52,724	\$112,115	45,979	365,289	16,639
<b>Total</b>	<b>11</b>	<b>-</b>	<b>\$377,602</b>	<b>\$52,724</b>	<b>\$112,115</b>	<b>45,979</b>	<b>365,289</b>	<b>16,639</b>

#### Performance Measures

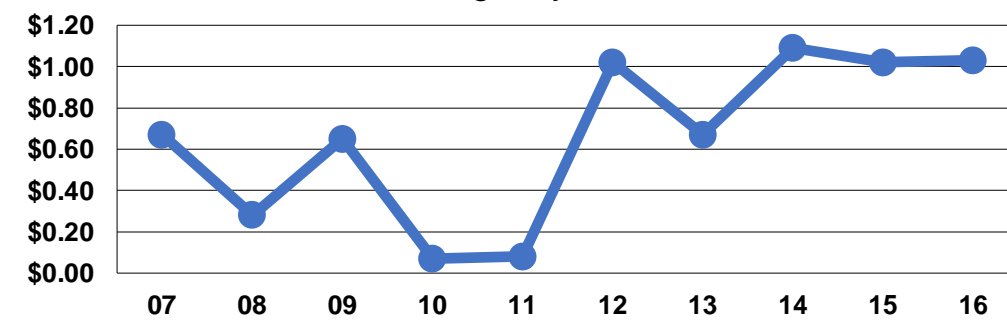
##### Service Efficiency

Mode	Operating Expenses per Vehicle Revenue Mile	Operating Expenses per Vehicle Revenue Hour
Demand Response	\$1.03	\$22.69
<b>Total</b>	<b>\$1.03</b>	<b>\$22.69</b>

##### Service Effectiveness

Mode	Operating Expenses per Unlinked Passenger Trip	Unlinked Trips per Vehicle Revenue Mile	Unlinked Trips per Vehicle Revenue Hour
Demand Response	\$8.21	0.1	2.8
<b>Total</b>	<b>\$8.21</b>	<b>0.1</b>	<b>2.8</b>

Operating Expense per Vehicle Revenue Mile: Agency Total



Unlinked Passenger Trips per Vehicle Revenue Mile: Agency Total

