http://www.unioncountyga.gov
65 Courthouse Street Box 1
Blairsville, GA 30512-0307

Union County Transit

2016 Annual Agency Profile

Administrator, Intermodal Division: Ms. Nancy Cobb

General Information

Service Consumption

3,937 **Annual Unlinked Trips (UPT)**

Service Supplied

30,985 **Annual Vehicle Revenue Miles (VRM)**
3,879 **Annual Vehicle Revenue Hours (VRH)**

Summary of Operating Expenses (OE)

$55,232 **Total Operating Expenses**

Database Information

NTDID: 4R03-41145
Reporter Type: Rural General Public Transit

Financial Information

Sources of Operating Funds Expended

Fare Revenues	$18,426	33.4%
Local Funds	$18,403	33.3%
State Funds	$0	0.0%
Federal Assistance	$18,403	33.3%
Other Funds	$0	0.0%
Total Operating Funds Expended	**$55,232**	100.0%

Sources of Capital Funds Expended

Fare Revenues	$0	0.0%
Local Funds	$7,908	10.0%
State Funds	$7,908	10.0%
Federal Assistance	$63,267	80.0%
Other Funds	$0	0.0%
Total Capital Funds Expended	**$79,083**	100.0%

Operating Funding Sources

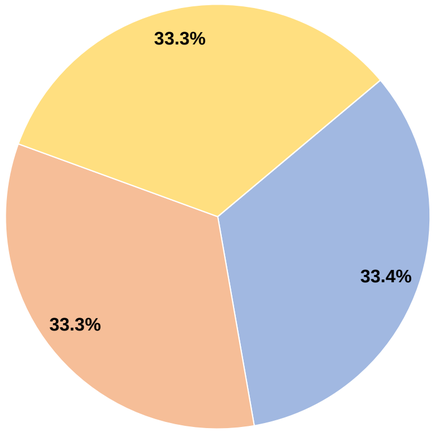

Capital Funding Sources

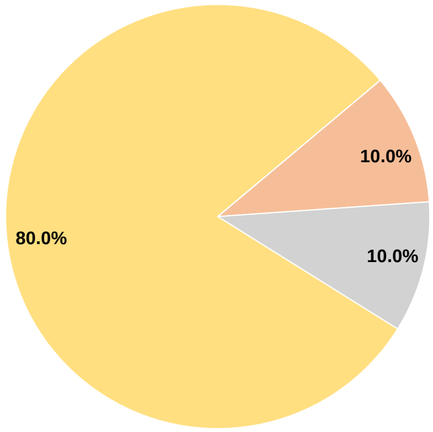

Modal Characteristics

Operation Characteristics

Mode	Vehicles Operated at Maximum Service: Directly Operated	Vehicles Operated at Maximum Service: Purchased Transportation	Operating Expenses	Fare Revenues	Uses of Capital Funds	Annual Unlinked Trips	Annual Vehicle Revenue Miles	Annual Vehicle Revenue Hours
Demand Response	2	-	$55,232	$18,426	$79,083	3,937	30,985	3,879
Total	**2**	**-**	**$55,232**	**$18,426**	**$79,083**	**3,937**	**30,985**	**3,879**

Performance Measures

Service Efficiency

Mode	Operating Expenses per Vehicle Revenue Mile	Operating Expenses per Vehicle Revenue Hour
Demand Response	$1.78	$14.24
Total	**$1.78**	**$14.24**

Service Effectiveness

Mode	Operating Expenses per Unlinked Passenger Trip	Unlinked Trips per Vehicle Revenue Mile	Unlinked Trips per Vehicle Revenue Hour
Demand Response	$14.03	0.1	1.0
Total	**$14.03**	**0.1**	**1.0**

Operating Expense per Vehicle Revenue Mile: Agency Total

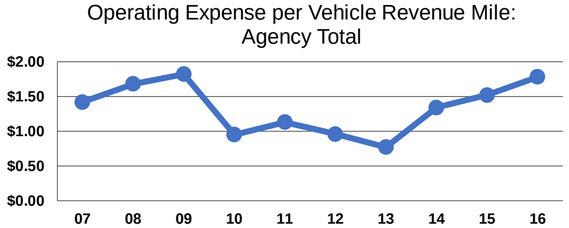
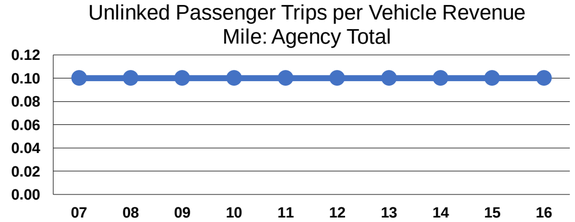
Unlinked Passenger Trips per Vehicle Revenue Mile: Agency Total