

**General Information**

**Financial Information**

**Service Consumption**

274,630 Annual Unlinked Trips (UPT)

**Service Supplied**

3,141,668 Annual Vehicle Revenue Miles (VRM)

173,327 Annual Vehicle Revenue Hours (VRH)

**Summary of Operating Expenses (OE)**

\$5,373,701 Total Operating Expenses

**Database Information**

NTDID: 4R03-41177

Reporter Type: Rural General Public Transit

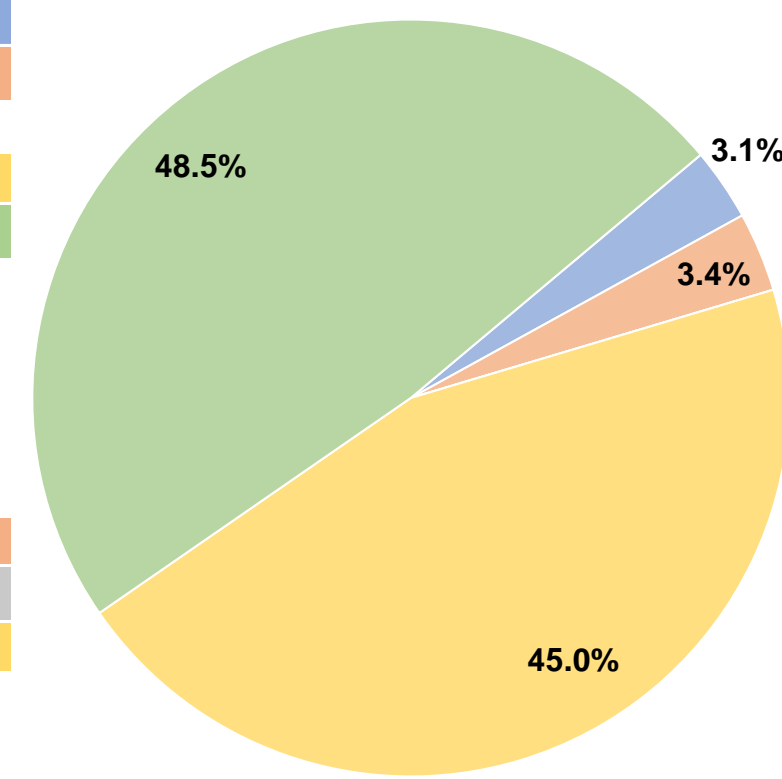
**Sources of Operating Funds Expended**

Fare Revenues	\$166,488	3.1%
Local Funds	\$182,445	3.4%
State Funds	\$0	0.0%
Federal Assistance	\$2,418,166	45.0%
Other Funds	\$2,606,602	48.5%
<b>Total Operating Funds Expended</b>	<b>\$5,373,701</b>	<b>100.0%</b>

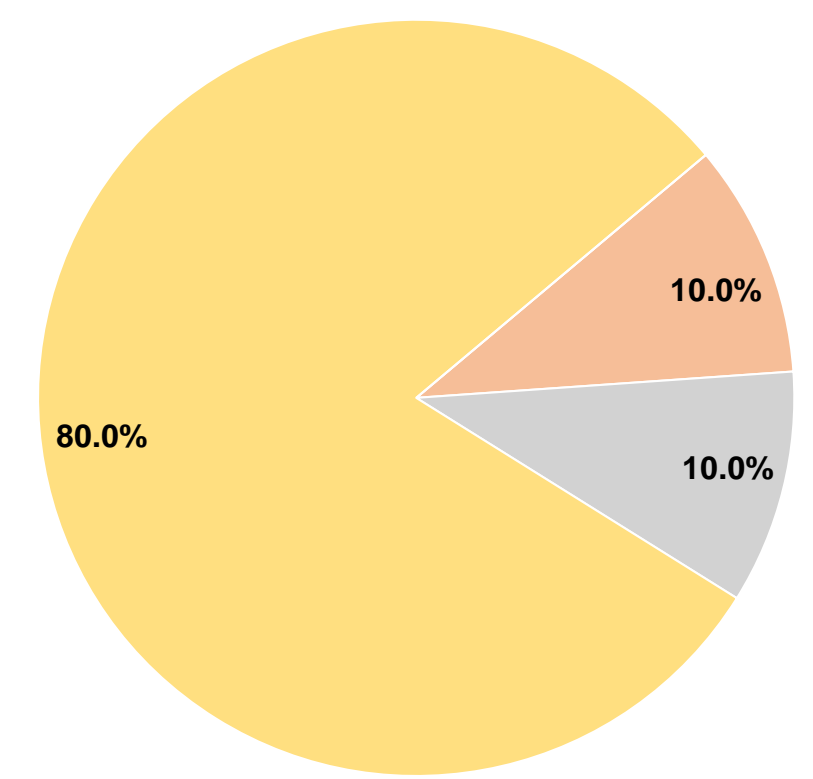
**Sources of Capital Funds Expended**

Fare Revenues	\$0	0.0%
Local Funds	\$72,195	10.0%
State Funds	\$72,195	10.0%
Federal Assistance	\$577,556	80.0%
Other Funds	\$0	0.0%
<b>Total Capital Funds Expended</b>	<b>\$721,946</b>	<b>100.0%</b>

**Operating Funding Sources**



**Capital Funding Sources**



**Modal Characteristics**

**Operation Characteristics**

**Vehicles Operated at Maximum Service**

Mode	Directly Operated	Purchased Transportation	Operating Expenses	Fare Revenues	Uses of Capital Funds	Annual Unlinked Trips	Annual Vehicle Revenue Miles	Annual Vehicle Revenue Hours
Demand Response	72	-	\$5,373,701	\$166,488	\$721,946	274,630	3,141,668	173,327
<b>Total</b>	<b>72</b>	<b>-</b>	<b>\$5,373,701</b>	<b>\$166,488</b>	<b>\$721,946</b>	<b>274,630</b>	<b>3,141,668</b>	<b>173,327</b>

**Performance Measures**

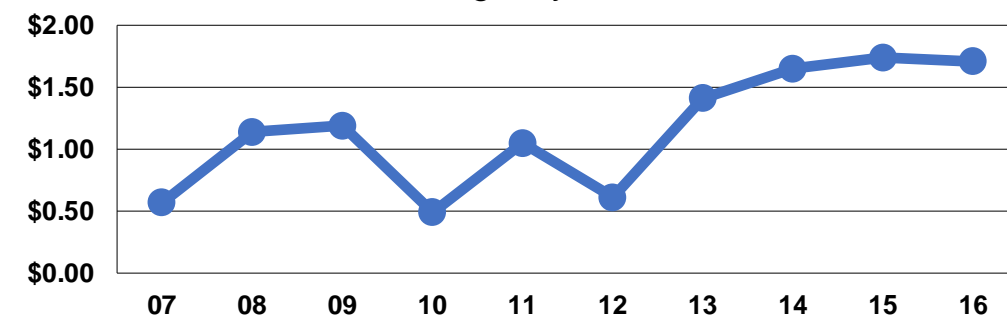
**Service Efficiency**

Mode	Operating Expenses per Vehicle Revenue Mile	Operating Expenses per Vehicle Revenue Hour
Demand Response	\$1.71	\$31.00
<b>Total</b>	<b>\$1.71</b>	<b>\$31.00</b>

**Service Effectiveness**

Mode	Operating Expenses per Unlinked Passenger Trip	Unlinked Trips per Vehicle Revenue Mile	Unlinked Trips per Vehicle Revenue Hour
Demand Response	\$19.57	0.1	1.6
<b>Total</b>	<b>\$19.57</b>	<b>0.1</b>	<b>1.6</b>

Operating Expense per Vehicle Revenue Mile: Agency Total



Unlinked Passenger Trips per Vehicle Revenue Mile: Agency Total

