

Middle Kentucky River Area Development Council, Inc.

2016 Annual Agency Profile

1137 Main St
Jackson, KY 41339

Executive Director: Mrs. Vickie Bourne

General Information

Service Consumption

18,118 Annual Unlinked Trips (UPT)

Service Supplied

365,609 Annual Vehicle Revenue Miles (VRM)

28,490 Annual Vehicle Revenue Hours (VRH)

Summary of Operating Expenses (OE)

\$785,158 Total Operating Expenses

Database Information

NTDID: 4R04-40909

Reporter Type: Rural General Public Transit

Financial Information

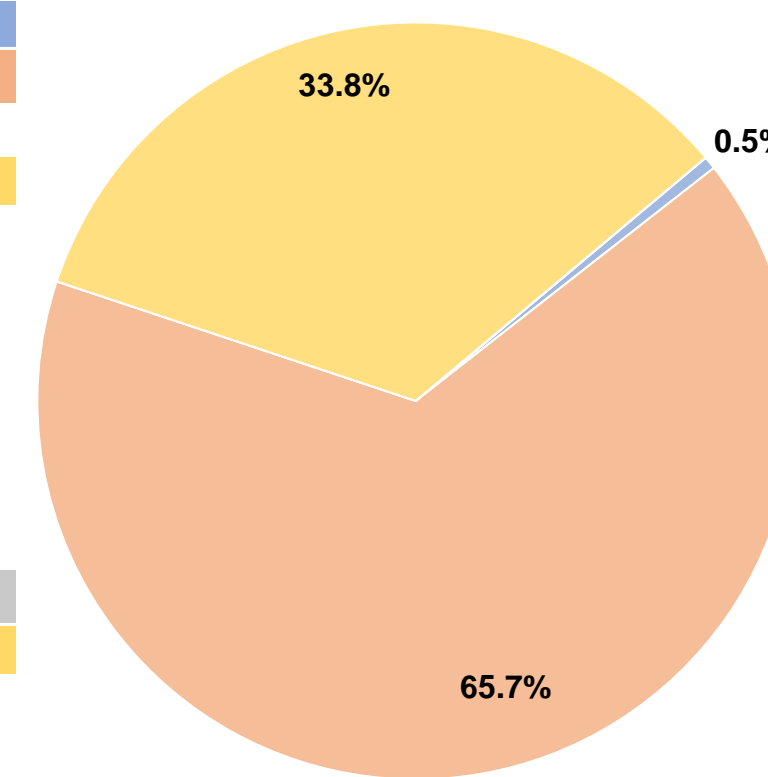
Sources of Operating Funds Expended

Fare Revenues	\$4,304	0.5%
Local Funds	\$515,677	65.7%
State Funds	\$0	0.0%
Federal Assistance	\$265,177	33.8%
Other Funds	\$0	0.0%
Total Operating Funds Expended	\$785,158	100.0%

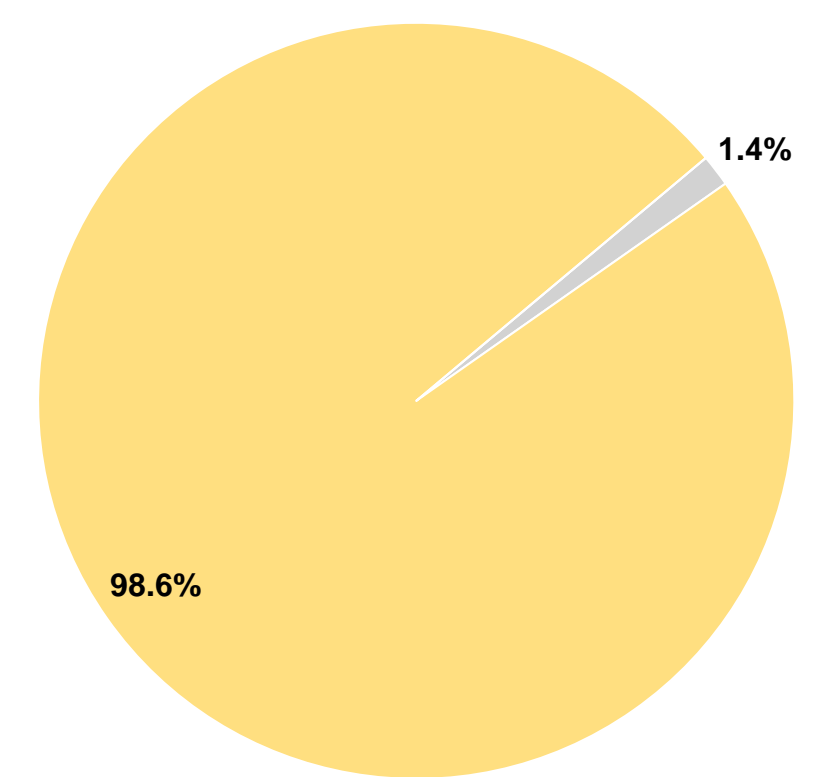
Sources of Capital Funds Expended

Fare Revenues	\$0	0.0%
Local Funds	\$0	0.0%
State Funds	\$6,112	1.4%
Federal Assistance	\$441,326	98.6%
Other Funds	\$0	0.0%
Total Capital Funds Expended	\$447,438	100.0%

Operating Funding Sources



Capital Funding Sources



Modal Characteristics

Operation Characteristics

Vehicles Operated at Maximum Service

Mode	Directly Operated	Purchased Transportation	Operating Expenses	Fare Revenues	Uses of Capital Funds	Annual Unlinked Trips	Annual Vehicle Revenue Miles	Annual Vehicle Revenue Hours
Demand Response	15	-	\$785,158	\$4,304	\$447,438	18,118	365,609	28,490
Total	15	-	\$785,158	\$4,304	\$447,438	18,118	365,609	28,490

Performance Measures

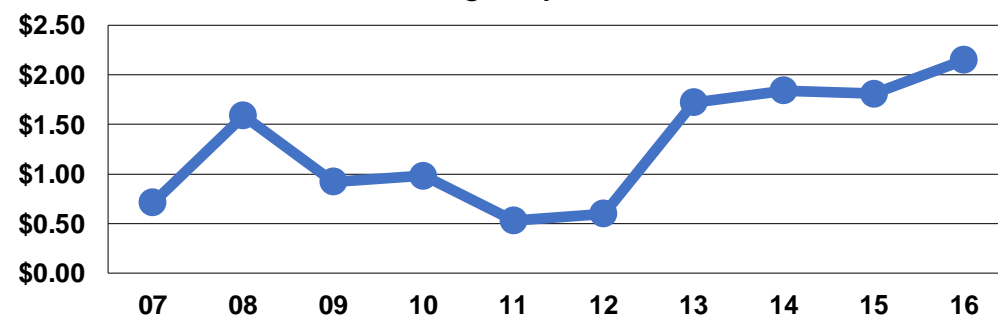
Service Efficiency

Mode	Operating Expenses per Vehicle Revenue Mile	Operating Expenses per Vehicle Revenue Hour
Demand Response	\$2.15	\$27.56
Total	\$2.15	\$27.56

Service Effectiveness

Mode	Operating Expenses per Unlinked Passenger Trip	Unlinked Trips per Vehicle Revenue Mile	Unlinked Trips per Vehicle Revenue Hour
Demand Response	\$43.34	0.1	0.6
Total	\$43.34	0.0	0.6

Operating Expense per Vehicle Revenue Mile: Agency Total



Unlinked Passenger Trips per Vehicle Revenue Mile: Agency Total

