

General Information

Financial Information

Service Consumption

2,344 Annual Unlinked Trips (UPT)

Service Supplied

7,437 Annual Vehicle Revenue Miles (VRM)

1,285 Annual Vehicle Revenue Hours (VRH)

Summary of Operating Expenses (OE)

\$78,326 Total Operating Expenses

Database Information

NTDID: 4R04-40972

Reporter Type: Rural General Public Transit

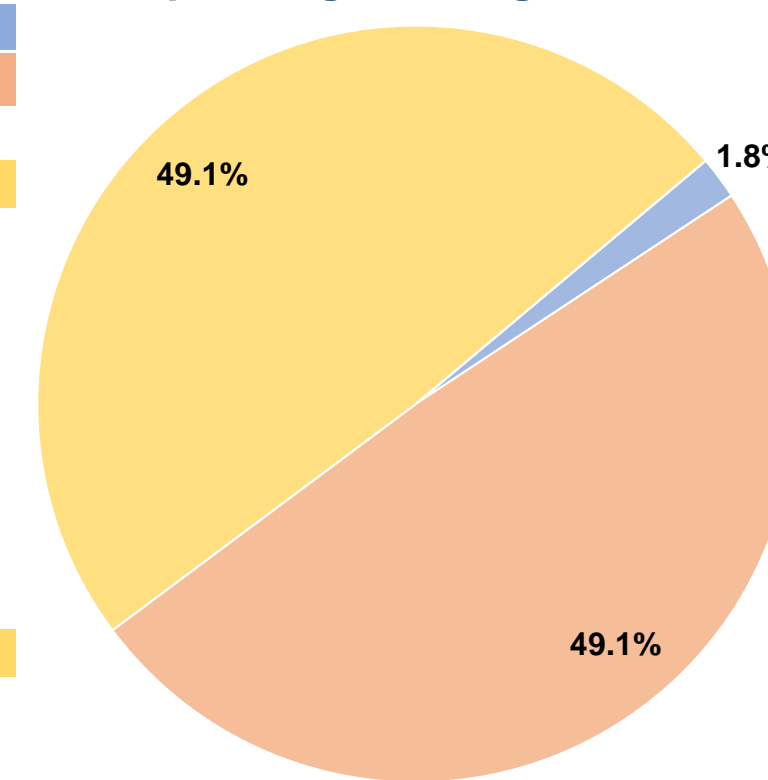
Sources of Operating Funds Expended

Fare Revenues	\$1,428	1.8%
Local Funds	\$38,449	49.1%
State Funds	\$0	0.0%
Federal Assistance	\$38,449	49.1%
Other Funds	\$0	0.0%
Total Operating Funds Expended	\$78,326	100.0%

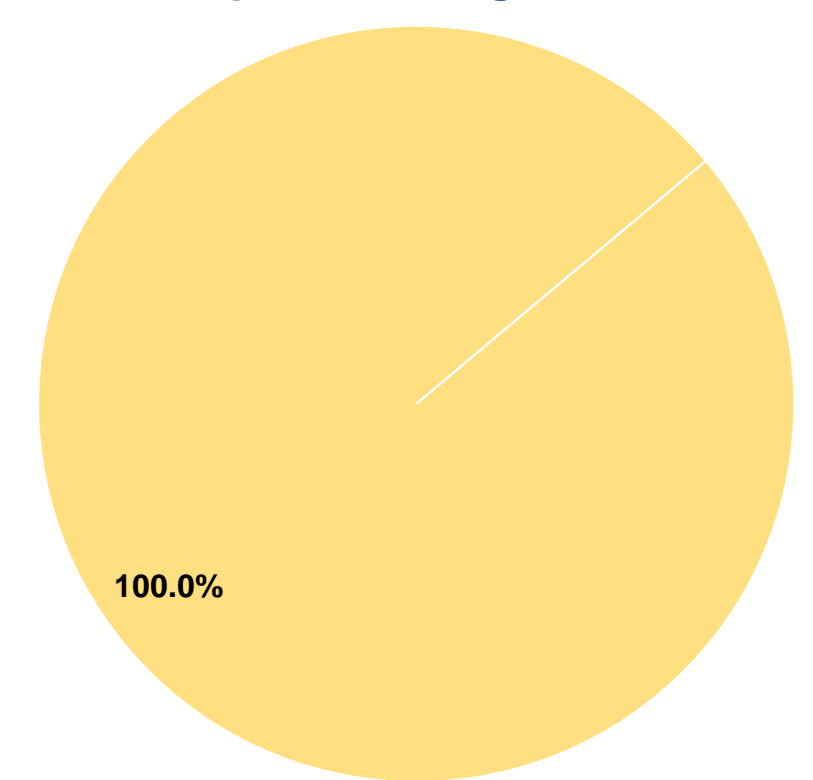
Sources of Capital Funds Expended

Fare Revenues	\$0	0.0%
Local Funds	\$0	0.0%
State Funds	\$0	0.0%
Federal Assistance	\$45,242	100.0%
Other Funds	\$0	0.0%
Total Capital Funds Expended	\$45,242	100.0%

Operating Funding Sources



Capital Funding Sources



Modal Characteristics

Operation Characteristics

Vehicles Operated at Maximum Service

Mode	Directly Operated	Purchased Transportation	Operating Expenses	Fare Revenues	Uses of Capital Funds	Annual Unlinked Trips	Annual Vehicle Revenue Miles	Annual Vehicle Revenue Hours
Demand Response	1	-	\$78,326	\$1,428	\$45,242	2,344	7,437	1,285
Total	1	-	\$78,326	\$1,428	\$45,242	2,344	7,437	1,285

Performance Measures

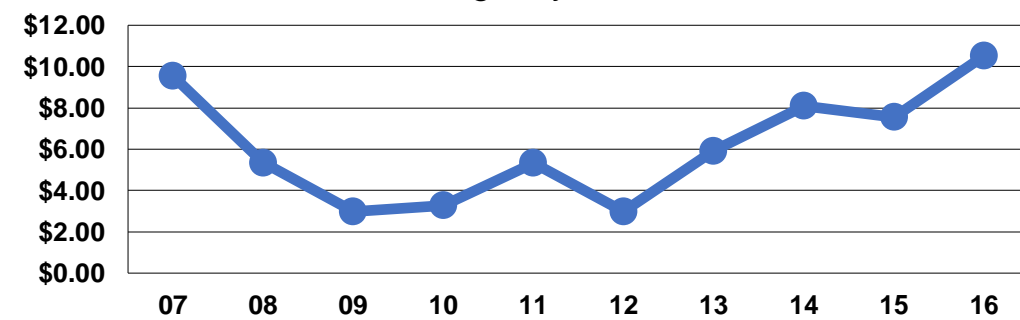
Service Efficiency

Mode	Operating Expenses per Vehicle Revenue Mile	Operating Expenses per Vehicle Revenue Hour
Demand Response	\$10.53	\$60.95
Total	\$10.53	\$60.95

Service Effectiveness

Mode	Operating Expenses per Unlinked Passenger Trip	Unlinked Trips per Vehicle Revenue Mile	Unlinked Trips per Vehicle Revenue Hour
Demand Response	\$33.42	0.3	1.8
Total	\$33.42	0.3	1.8

Operating Expense per Vehicle Revenue Mile: Agency Total



Unlinked Passenger Trips per Vehicle Revenue Mile: Agency Total

