

### General Information

#### Service Consumption

213,294 Annual Unlinked Trips (UPT)

#### Service Supplied

1,303,320 Annual Vehicle Revenue Miles (VRM)

66,216 Annual Vehicle Revenue Hours (VRH)

#### Summary of Operating Expenses (OE)

\$3,971,210 Total Operating Expenses

#### Database Information

NTDID: 4R04-41013

Reporter Type: Rural General Public Transit

### Financial Information

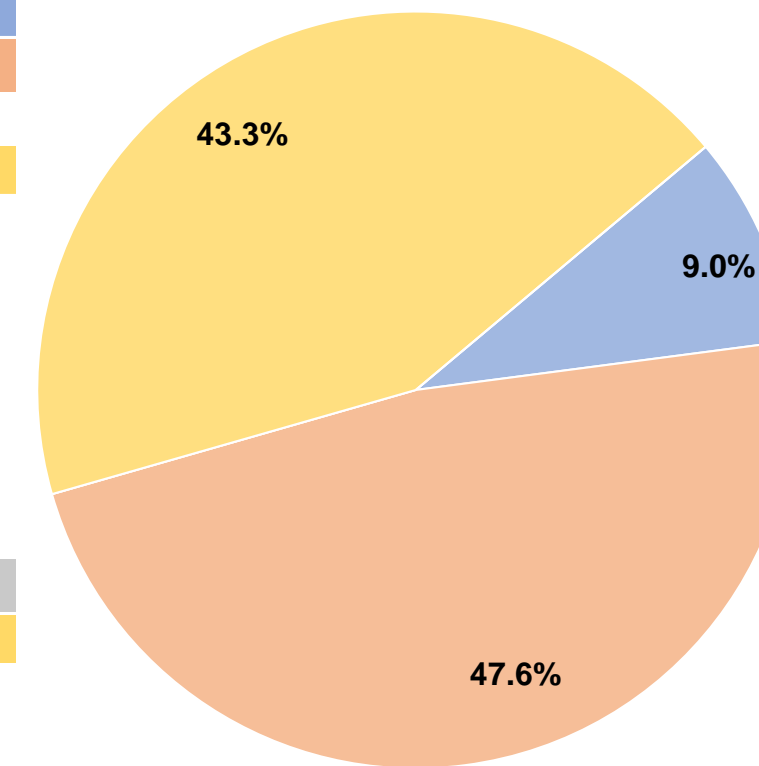
#### Sources of Operating Funds Expended

Fare Revenues	\$358,931	9.0%
Local Funds	\$1,891,690	47.6%
State Funds	\$0	0.0%
Federal Assistance	\$1,720,589	43.3%
Other Funds	\$0	0.0%
<b>Total Operating Funds Expended</b>	<b>\$3,971,210</b>	<b>100.0%</b>

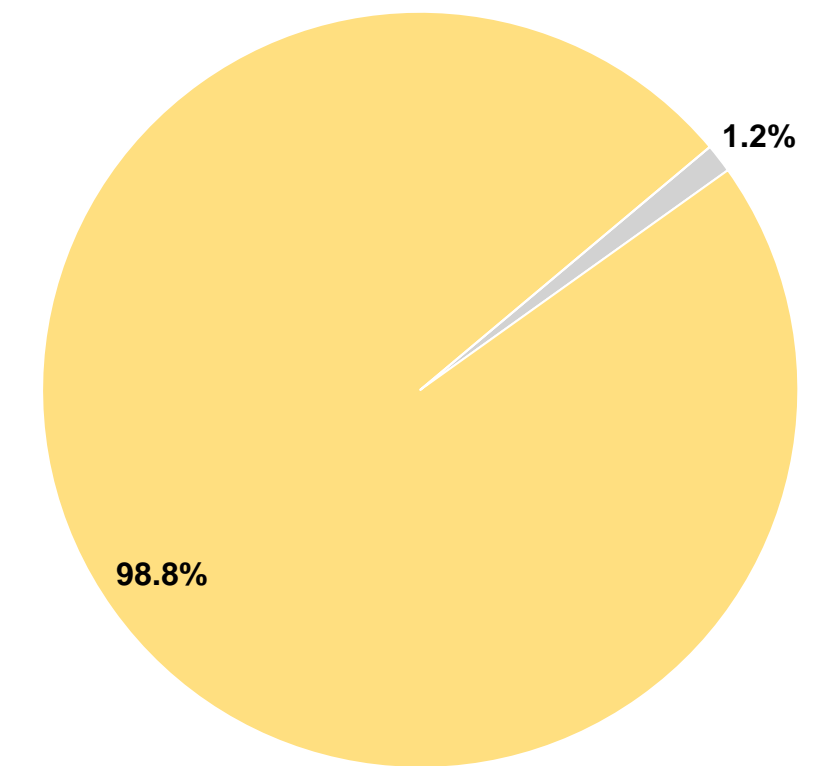
#### Sources of Capital Funds Expended

Fare Revenues	\$0	0.0%
Local Funds	\$0	0.0%
State Funds	\$12,702	1.2%
Federal Assistance	\$1,010,471	98.8%
Other Funds	\$0	0.0%
<b>Total Capital Funds Expended</b>	<b>\$1,023,173</b>	<b>100.0%</b>

#### Operating Funding Sources



#### Capital Funding Sources



### Modal Characteristics

#### Operation Characteristics

#### Vehicles Operated at Maximum Service

Mode	Directly Operated	Purchased Transportation	Operating Expenses	Fare Revenues	Uses of Capital Funds	Annual Unlinked Trips	Annual Vehicle Revenue Miles	Annual Vehicle Revenue Hours
Demand Response	47	-	\$3,542,319	\$320,166	\$1,023,173	93,890	1,161,808	55,384
Bus	9	-	\$428,891	\$38,765	\$0	119,404	141,512	10,832
<b>Total</b>	<b>56</b>	<b>-</b>	<b>\$3,971,210</b>	<b>\$358,931</b>	<b>\$1,023,173</b>	<b>213,294</b>	<b>1,303,320</b>	<b>66,216</b>

#### Performance Measures


#### Service Efficiency

Mode	Operating Expenses per Vehicle Revenue Mile	Operating Expenses per Vehicle Revenue Hour
Demand Response	\$3.05	\$63.96
Bus	\$3.03	\$39.59
<b>Total</b>	<b>\$3.05</b>	<b>\$59.97</b>

#### Service Effectiveness

Mode	Operating Expenses per Unlinked Passenger Trip	Unlinked Trips per Vehicle Revenue Mile	Unlinked Trips per Vehicle Revenue Hour
Demand Response	\$37.73	0.1	1.7
Bus	\$3.59	0.8	11.0
<b>Total</b>	<b>\$18.62</b>	<b>0.2</b>	<b>3.2</b>

Operating Expense per Vehicle Revenue Mile: Agency Total



Unlinked Passenger Trips per Vehicle Revenue Mile: Agency Total

