

United Community Action Committee, Inc.

2016 Annual Agency Profile

380 Ripley Avenue
Ashland, MS 38603-0338

Public Transit Director: Mrs. Shirley Wilson

General Information

Service Consumption

48,649 Annual Unlinked Trips (UPT)

Service Supplied

311,927 Annual Vehicle Revenue Miles (VRM)

13,817 Annual Vehicle Revenue Hours (VRH)

Summary of Operating Expenses (OE)

\$430,686 Total Operating Expenses

Database Information

NTDID: 4R05-40916

Reporter Type: Rural General Public Transit

Financial Information

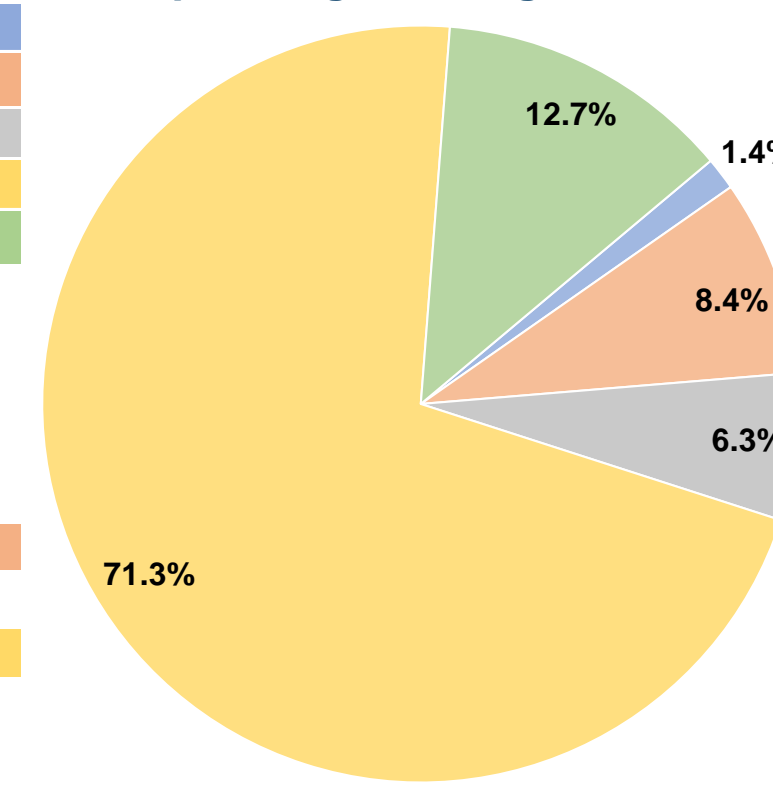
Sources of Operating Funds Expended

Fare Revenues	\$6,000	1.4%
Local Funds	\$36,185	8.4%
State Funds	\$27,068	6.3%
Federal Assistance	\$306,908	71.3%
Other Funds	\$54,525	12.7%
Total Operating Funds Expended	\$430,686	100.0%

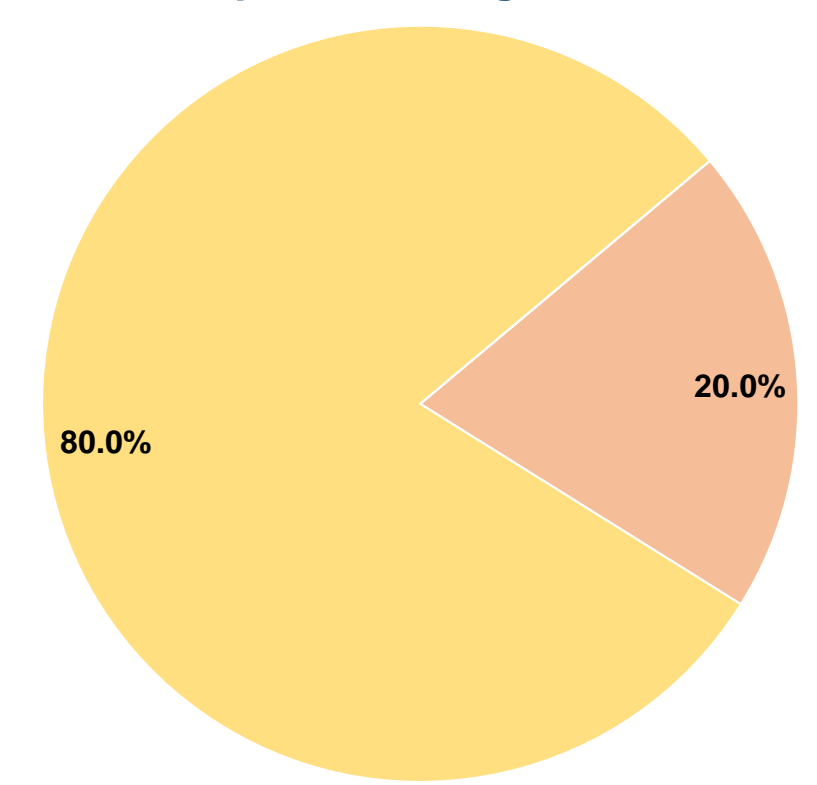
Sources of Capital Funds Expended

Fare Revenues	\$0	0.0%
Local Funds	\$2,894	20.0%
State Funds	\$0	0.0%
Federal Assistance	\$11,574	80.0%
Other Funds	\$0	0.0%
Total Capital Funds Expended	\$14,468	100.0%

Operating Funding Sources



Capital Funding Sources



Modal Characteristics

Operation Characteristics

Vehicles Operated at Maximum Service

Mode	Directly Operated	Purchased Transportation	Operating Expenses	Fare Revenues	Uses of Capital Funds	Annual Unlinked Trips	Annual Vehicle Revenue Miles	Annual Vehicle Revenue Hours
Demand Response	13	-	\$430,686	\$6,000	\$14,468	48,649	311,927	13,817
Total	13	-	\$430,686	\$6,000	\$14,468	48,649	311,927	13,817

Performance Measures

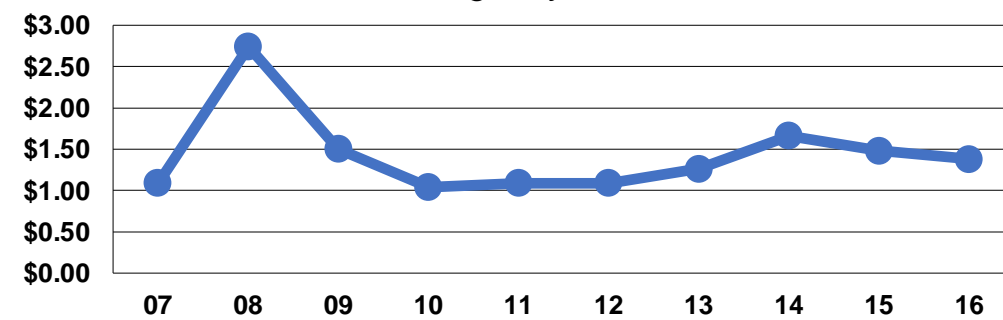
Service Efficiency

Mode	Operating Expenses per Vehicle Revenue Mile	Operating Expenses per Vehicle Revenue Hour
Demand Response	\$1.38	\$31.17
Total	\$1.38	\$31.17

Service Effectiveness

Mode	Operating Expenses per Unlinked Passenger Trip	Unlinked Trips per Vehicle Revenue Mile	Unlinked Trips per Vehicle Revenue Hour
Demand Response	\$8.85	0.2	3.5
Total	\$8.85	0.2	3.5

Operating Expense per Vehicle Revenue Mile: Agency Total



Unlinked Passenger Trips per Vehicle Revenue Mile: Agency Total

