

General Information

Service Consumption

22,581 Annual Unlinked Trips (UPT)

Service Supplied

464,792 Annual Vehicle Revenue Miles (VRM)

18,926 Annual Vehicle Revenue Hours (VRH)

Summary of Operating Expenses (OE)

\$431,841 Total Operating Expenses

Database Information

NTDID: 4R05-40922

Reporter Type: Rural General Public Transit

Financial Information

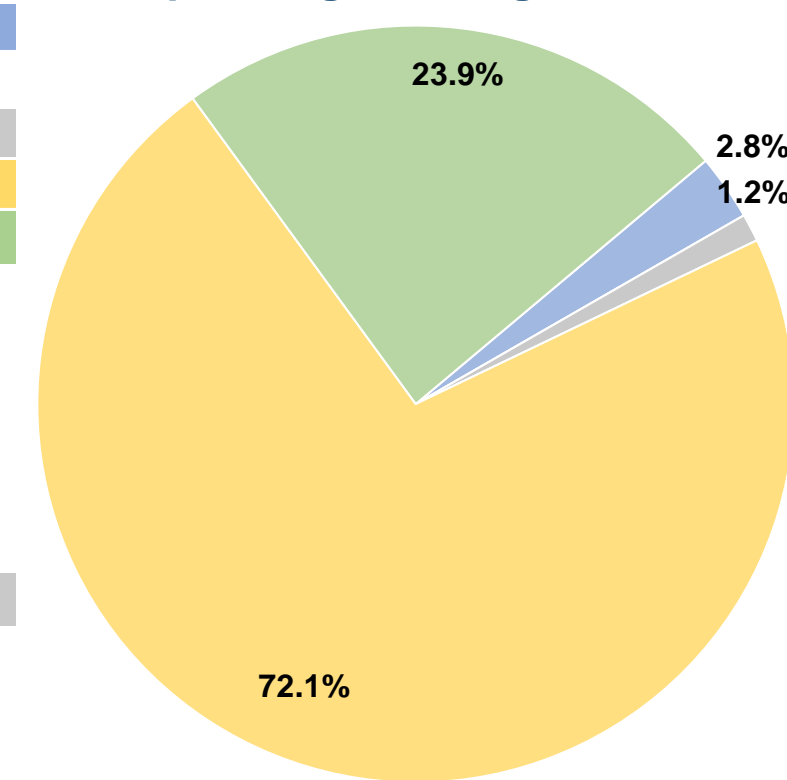
Sources of Operating Funds Expended

Fare Revenues	\$12,131	2.8%
Local Funds	\$0	0.0%
State Funds	\$5,107	1.2%
Federal Assistance	\$311,289	72.1%
Other Funds	\$103,314	23.9%
Total Operating Funds Expended	\$431,841	100.0%

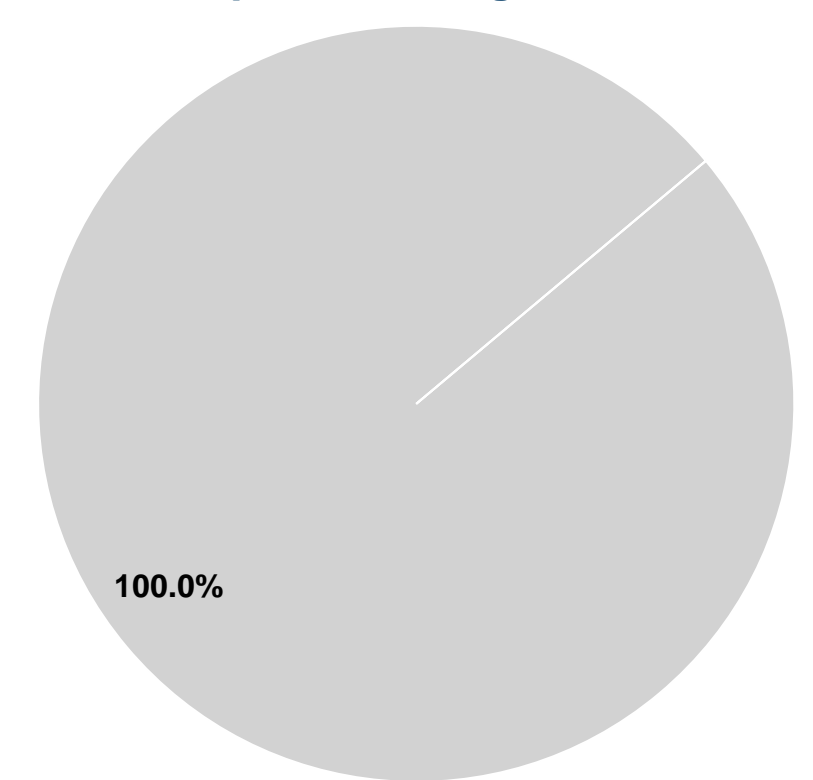
Sources of Capital Funds Expended

Fare Revenues	\$0	0.0%
Local Funds	\$0	0.0%
State Funds	\$14,308	100.0%
Federal Assistance	\$0	0.0%
Other Funds	\$0	0.0%
Total Capital Funds Expended	\$14,308	100.0%

Operating Funding Sources



Capital Funding Sources



Modal Characteristics

Operation Characteristics

Vehicles Operated at Maximum Service

Mode	Directly Operated	Purchased Transportation	Operating Expenses	Fare Revenues	Uses of Capital Funds	Annual Unlinked Trips	Annual Vehicle Revenue Miles	Annual Vehicle Revenue Hours
Demand Response	11	-	\$431,841	\$12,131	\$14,308	22,581	464,792	18,926
Total	11	-	\$431,841	\$12,131	\$14,308	22,581	464,792	18,926

Performance Measures

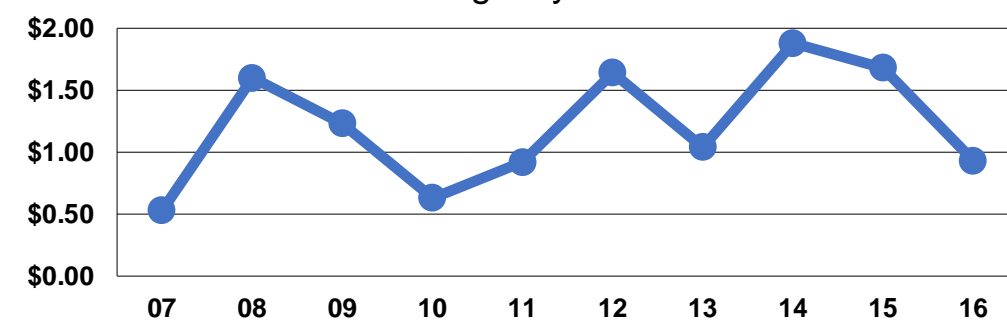
Service Efficiency

Mode	Operating Expenses per Vehicle Revenue Mile	Operating Expenses per Vehicle Revenue Hour
Demand Response	\$0.93	\$22.82
Total	\$0.93	\$22.82

Service Effectiveness

Mode	Operating Expenses per Unlinked Passenger Trip	Unlinked Trips per Vehicle Revenue Mile	Unlinked Trips per Vehicle Revenue Hour
Demand Response	\$19.12	0.1	1.2
Total	\$19.12	0.0	1.2

Operating Expense per Vehicle Revenue Mile: Agency Total



Unlinked Passenger Trips per Vehicle Revenue Mile: Agency Total

