

Hinds County Human Resource Agency

2016 Annual Agency Profile

Public Transit Director: Mrs. Shirley Wilson

General Information

Service Consumption

32,107 Annual Unlinked Trips (UPT)

Service Supplied

226,144 Annual Vehicle Revenue Miles (VRM)

9,919 Annual Vehicle Revenue Hours (VRH)

Summary of Operating Expenses (OE)

\$445,811 Total Operating Expenses

Database Information

NTDID: 4R05-40955

Reporter Type: Rural General Public Transit

Financial Information

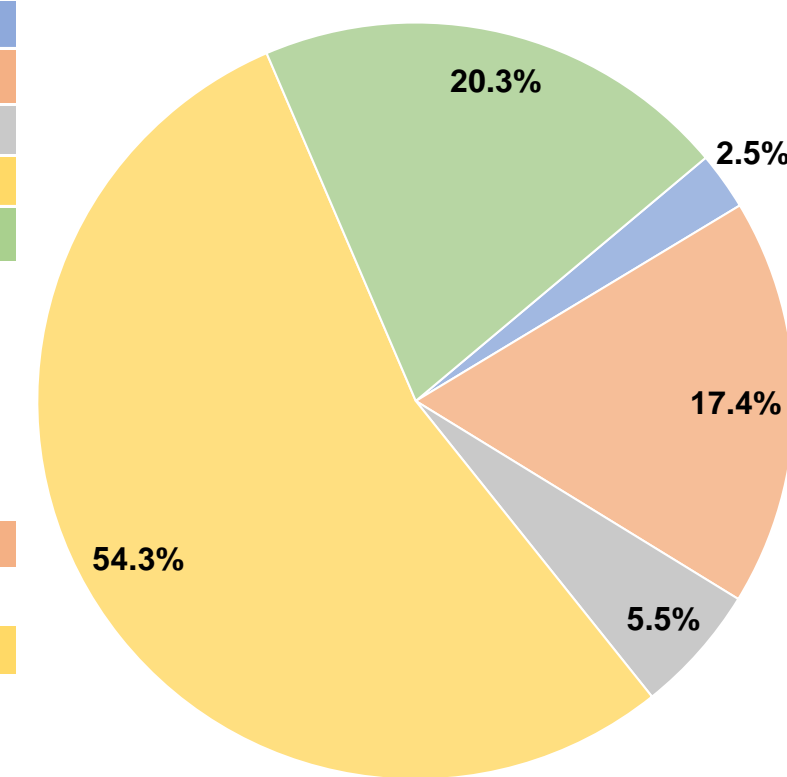
Sources of Operating Funds Expended

Fare Revenues	\$11,007	2.5%
Local Funds	\$77,610	17.4%
State Funds	\$24,549	5.5%
Federal Assistance	\$241,982	54.3%
Other Funds	\$90,663	20.3%
Total Operating Funds Expended	\$445,811	100.0%

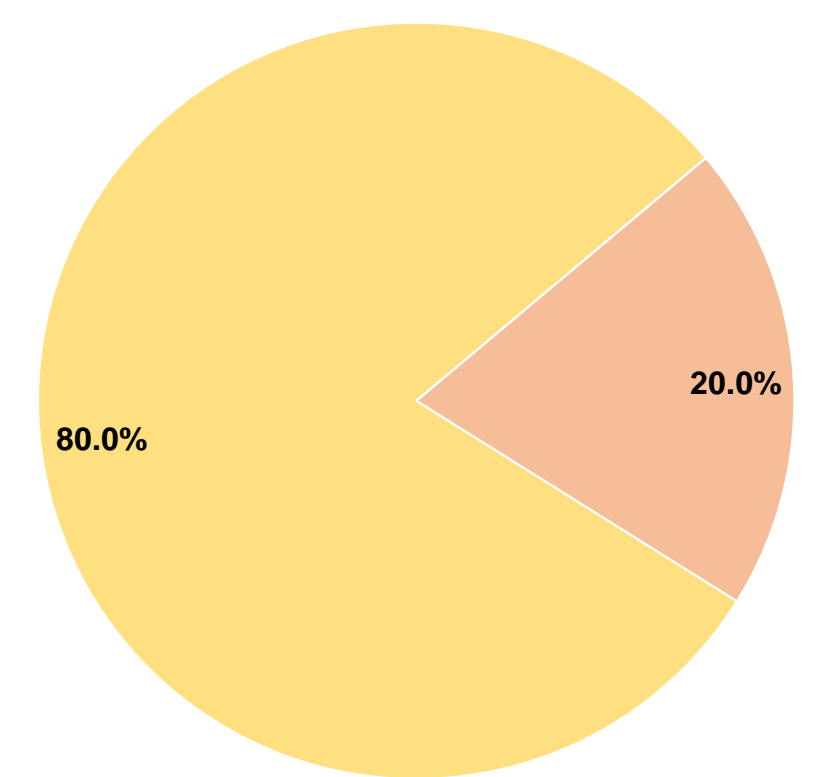
Sources of Capital Funds Expended

Fare Revenues	\$0	0.0%
Local Funds	\$699	20.0%
State Funds	\$0	0.0%
Federal Assistance	\$2,795	80.0%
Other Funds	\$0	0.0%
Total Capital Funds Expended	\$3,494	100.0%

Operating Funding Sources



Capital Funding Sources



Modal Characteristics

Operation Characteristics

Vehicles Operated at Maximum Service

Mode	Directly Operated	Purchased Transportation	Operating Expenses	Fare Revenues	Uses of Capital Funds	Annual Unlinked Trips	Annual Vehicle Revenue Miles	Annual Vehicle Revenue Hours
Demand Response	11	-	\$445,811	\$11,007	\$3,494	32,107	226,144	9,919
Total	11	-	\$445,811	\$11,007	\$3,494	32,107	226,144	9,919

Performance Measures

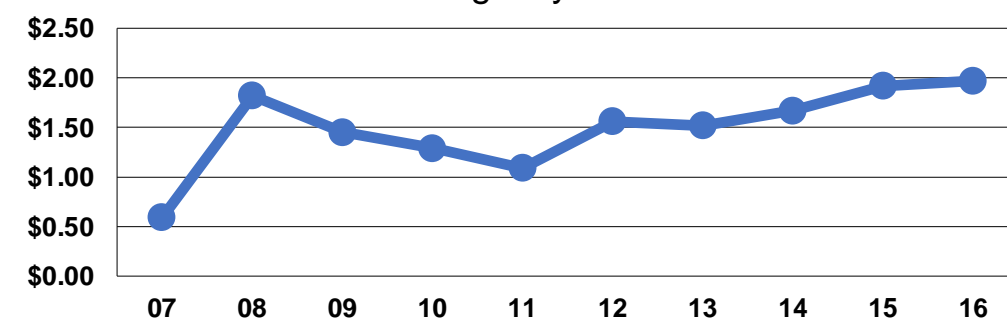
Service Efficiency

Mode	Operating Expenses per Vehicle Revenue Mile	Operating Expenses per Vehicle Revenue Hour
Demand Response	\$1.97	\$44.95
Total	\$1.97	\$44.95

Service Effectiveness

Mode	Operating Expenses per Unlinked Passenger Trip	Unlinked Trips per Vehicle Revenue Mile	Unlinked Trips per Vehicle Revenue Hour
Demand Response	\$13.89	0.1	3.2
Total	\$13.89	0.1	3.2

Operating Expense per Vehicle Revenue Mile: Agency Total



Unlinked Passenger Trips per Vehicle Revenue Mile: Agency Total

