

General Information

Financial Information

Service Consumption

37,086 Annual Unlinked Trips (UPT)

Service Supplied

266,583 Annual Vehicle Revenue Miles (VRM)

8,453 Annual Vehicle Revenue Hours (VRH)

Summary of Operating Expenses (OE)

\$767,275 Total Operating Expenses

Database Information

NTDID: 4R05-41024

Reporter Type: Rural General Public Transit

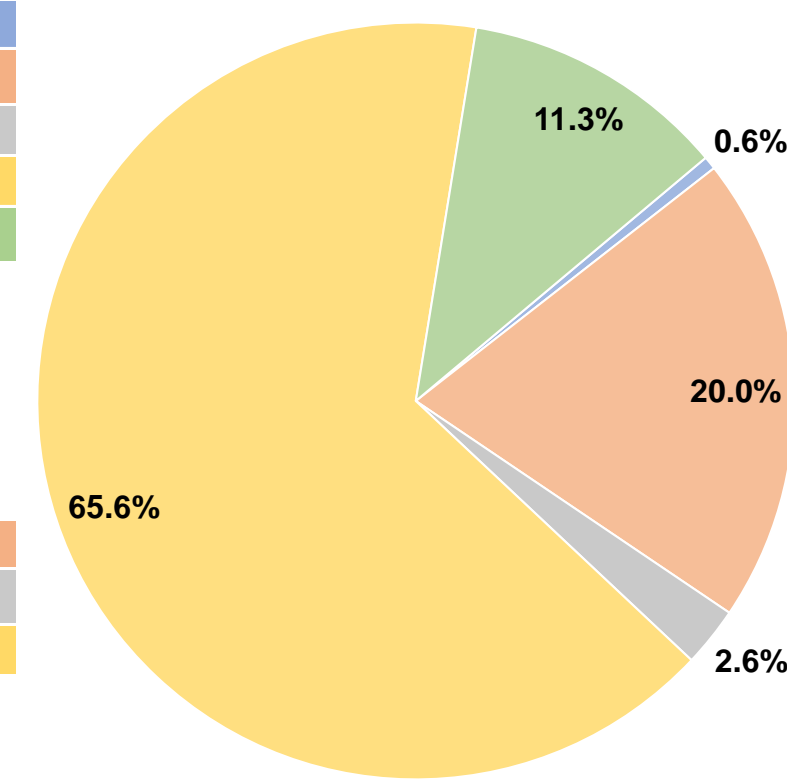
Sources of Operating Funds Expended

| | | |
|---------------------------------------|------------------|---------------|
| Fare Revenues | \$4,300 | 0.6% |
| Local Funds | \$153,498 | 20.0% |
| State Funds | \$19,600 | 2.6% |
| Federal Assistance | \$502,969 | 65.6% |
| Other Funds | \$86,908 | 11.3% |
| Total Operating Funds Expended | \$767,275 | 100.0% |

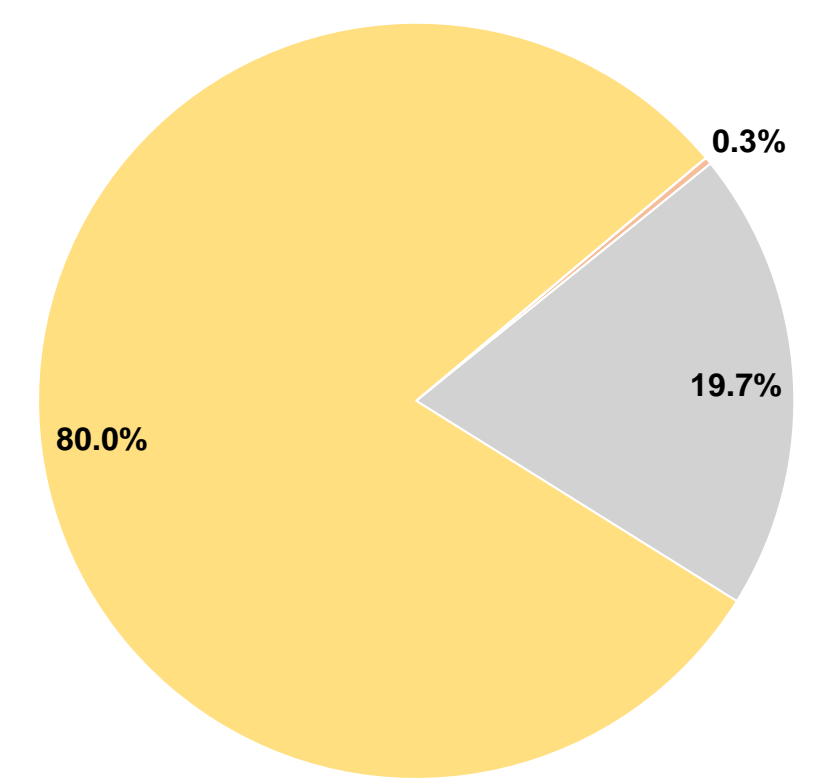
Sources of Capital Funds Expended

| | | |
|-------------------------------------|------------------|---------------|
| Fare Revenues | \$0 | 0.0% |
| Local Funds | \$657 | 0.3% |
| State Funds | \$41,346 | 19.7% |
| Federal Assistance | \$168,010 | 80.0% |
| Other Funds | \$0 | 0.0% |
| Total Capital Funds Expended | \$210,013 | 100.0% |

Operating Funding Sources



Capital Funding Sources



Modal Characteristics

Operation Characteristics

Vehicles Operated at Maximum Service

| Mode | Directly Operated | Purchased Transportation | Operating Expenses | Fare Revenues | Uses of Capital Funds | Annual Unlinked Trips | Annual Vehicle Revenue Miles | Annual Vehicle Revenue Hours |
|-----------------|-------------------|--------------------------|--------------------|----------------|-----------------------|-----------------------|------------------------------|------------------------------|
| Demand Response | 23 | - | \$767,275 | \$4,300 | \$210,013 | 37,086 | 266,583 | 8,453 |
| Total | 23 | - | \$767,275 | \$4,300 | \$210,013 | 37,086 | 266,583 | 8,453 |

Performance Measures

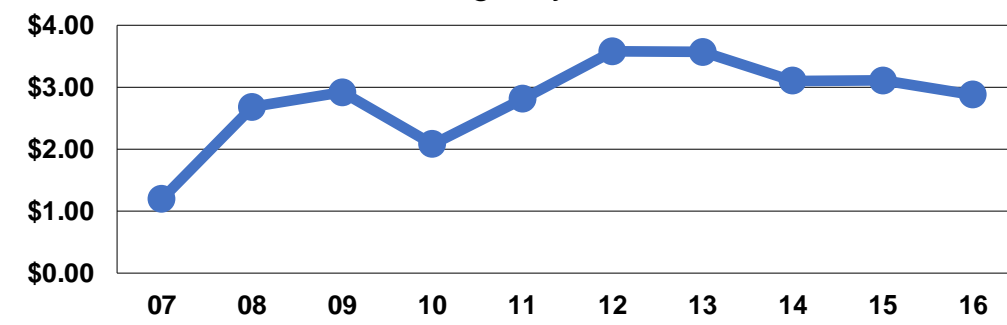
Service Efficiency

| Mode | Operating Expenses per Vehicle Revenue Mile | Operating Expenses per Vehicle Revenue Hour |
|-----------------|---|---|
| Demand Response | \$2.88 | \$90.77 |
| Total | \$2.88 | \$90.77 |

Service Effectiveness

| Mode | Operating Expenses per Unlinked Passenger Trip | Unlinked Trips per Vehicle Revenue Mile | Unlinked Trips per Vehicle Revenue Hour |
|-----------------|--|---|---|
| Demand Response | \$20.69 | 0.1 | 4.4 |
| Total | \$20.69 | 0.1 | 4.4 |

Operating Expense per Vehicle Revenue Mile: Agency Total



Unlinked Passenger Trips per Vehicle Revenue Mile: Agency Total

