

Northeast Mississippi Community Services

2016 Annual Agency Profile

801 Hatchie Street
Booneville, MS 38829-4803

Public Transit Director: Mrs. Shirley Wilson

General Information

Service Consumption

77,761 Annual Unlinked Trips (UPT)

Service Supplied

745,729 Annual Vehicle Revenue Miles (VRM)

49,236 Annual Vehicle Revenue Hours (VRH)

Summary of Operating Expenses (OE)

\$1,166,748 Total Operating Expenses

Database Information

NTDID: 4R05-41039

Reporter Type: Rural General Public Transit

Financial Information

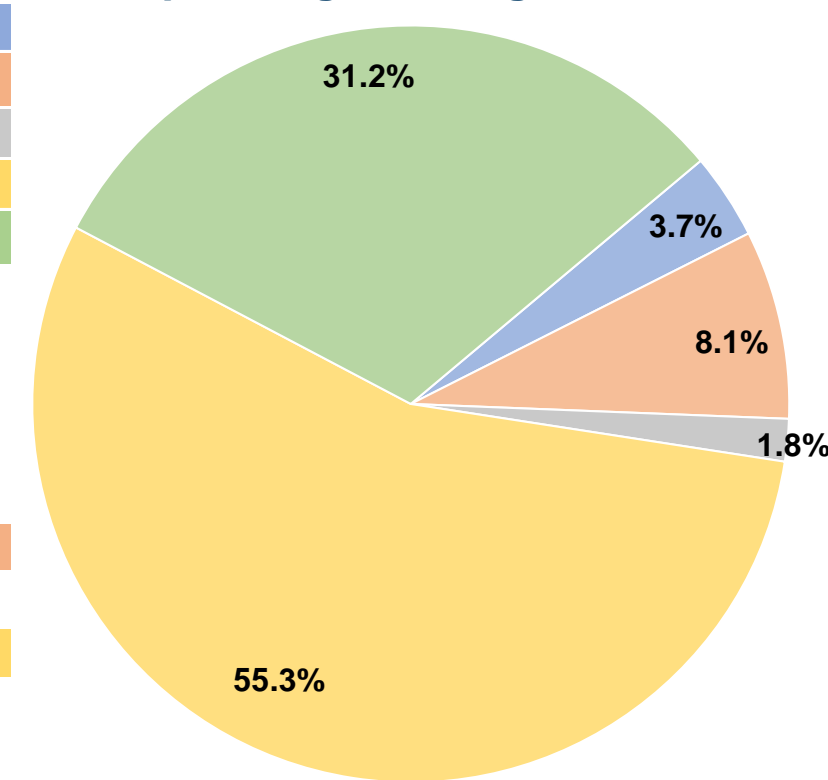
Sources of Operating Funds Expended

Fare Revenues	\$42,811	3.7%
Local Funds	\$94,131	8.1%
State Funds	\$21,156	1.8%
Federal Assistance	\$644,981	55.3%
Other Funds	\$363,669	31.2%
Total Operating Funds Expended	\$1,166,748	100.0%

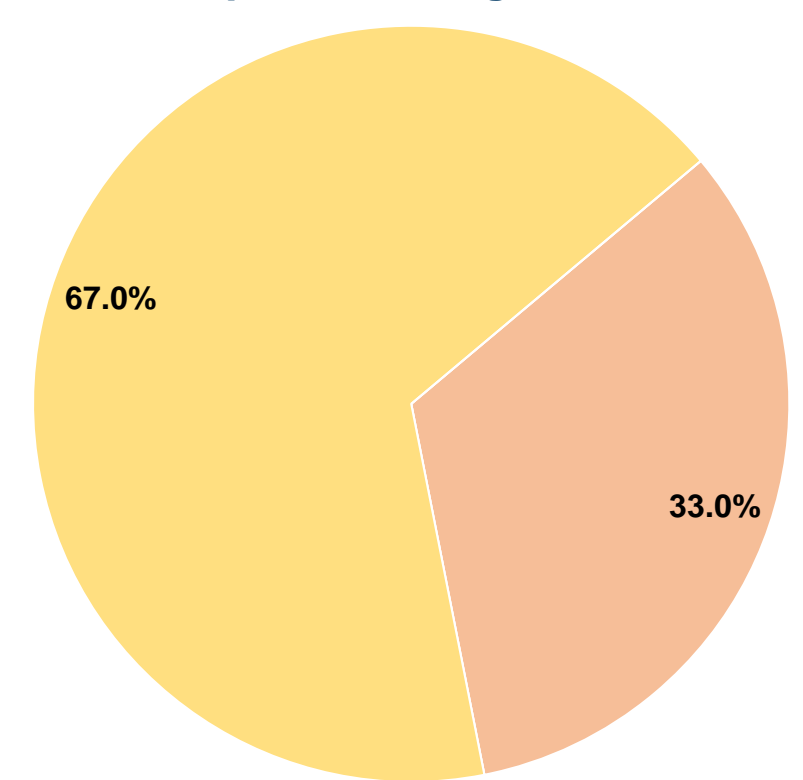
Sources of Capital Funds Expended

Fare Revenues	\$0	0.0%
Local Funds	\$22,866	33.0%
State Funds	\$0	0.0%
Federal Assistance	\$46,400	67.0%
Other Funds	\$0	0.0%
Total Capital Funds Expended	\$69,266	100.0%

Operating Funding Sources



Capital Funding Sources



Modal Characteristics

Operation Characteristics

Vehicles Operated at Maximum Service

Mode	Directly Operated	Purchased Transportation	Operating Expenses	Fare Revenues	Uses of Capital Funds	Annual Unlinked Trips	Annual Vehicle Revenue Miles	Annual Vehicle Revenue Hours
Demand Response	32	-	\$1,166,748	\$42,811	\$69,266	77,761	745,729	49,236
Total	32	-	\$1,166,748	\$42,811	\$69,266	77,761	745,729	49,236

Performance Measures

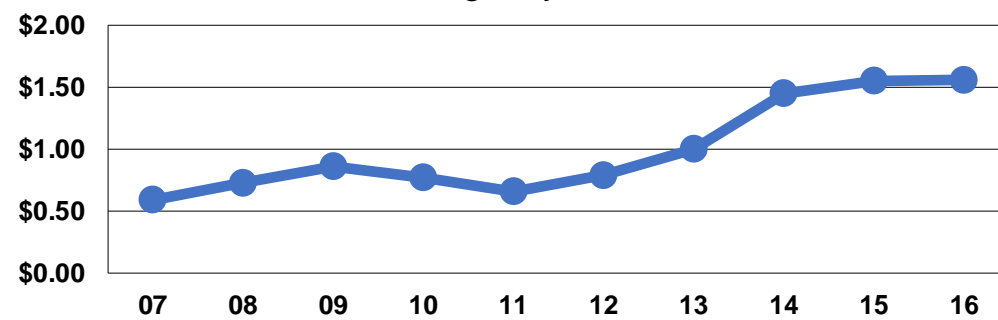
Service Efficiency

Mode	Operating Expenses per Vehicle Revenue Mile	Operating Expenses per Vehicle Revenue Hour
Demand Response	\$1.56	\$23.70
Total	\$1.56	\$23.70

Service Effectiveness

Mode	Operating Expenses per Unlinked Passenger Trip	Unlinked Trips per Vehicle Revenue Mile	Unlinked Trips per Vehicle Revenue Hour
Demand Response	\$15.00	0.1	1.6
Total	\$15.00	0.1	1.6

Operating Expense per Vehicle Revenue Mile: Agency Total



Unlinked Passenger Trips per Vehicle Revenue Mile: Agency Total

