

# Natchez Transit System

## 2016 Annual Agency Profile

### General Information

#### Service Consumption

54,675 Annual Unlinked Trips (UPT)

#### Service Supplied

555,371 Annual Vehicle Revenue Miles (VRM)

22,623 Annual Vehicle Revenue Hours (VRH)

#### Summary of Operating Expenses (OE)

\$1,531,793 Total Operating Expenses

#### Database Information

NTDID: 4R05-41121

Reporter Type: Rural General Public Transit

### Financial Information

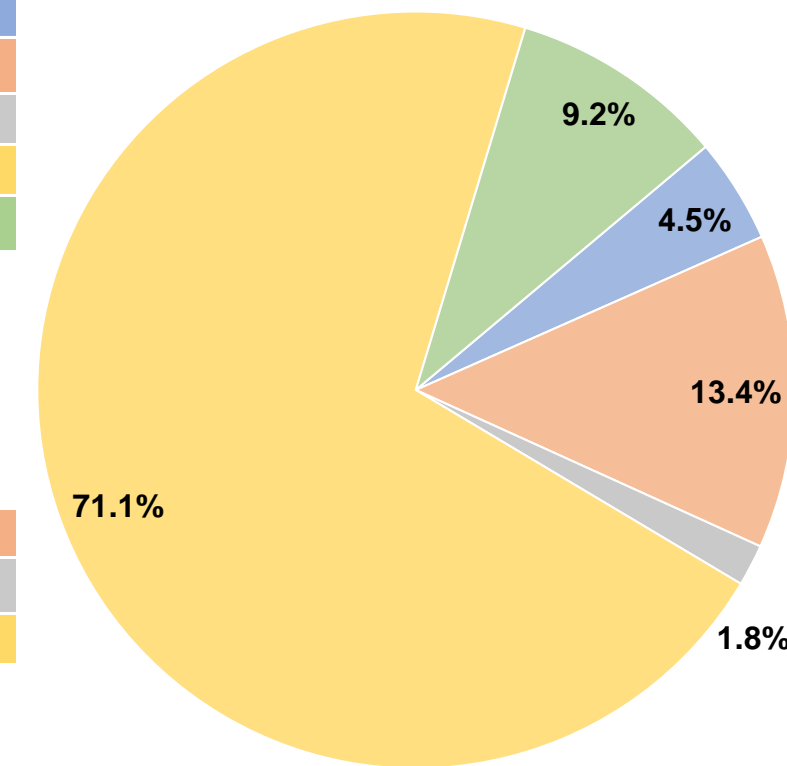
#### Sources of Operating Funds Expended

Fare Revenues	\$68,567	4.5%
Local Funds	\$205,518	13.4%
State Funds	\$27,202	1.8%
Federal Assistance	\$1,089,359	71.1%
Other Funds	\$141,147	9.2%
<b>Total Operating Funds Expended</b>	<b>\$1,531,793</b>	<b>100.0%</b>

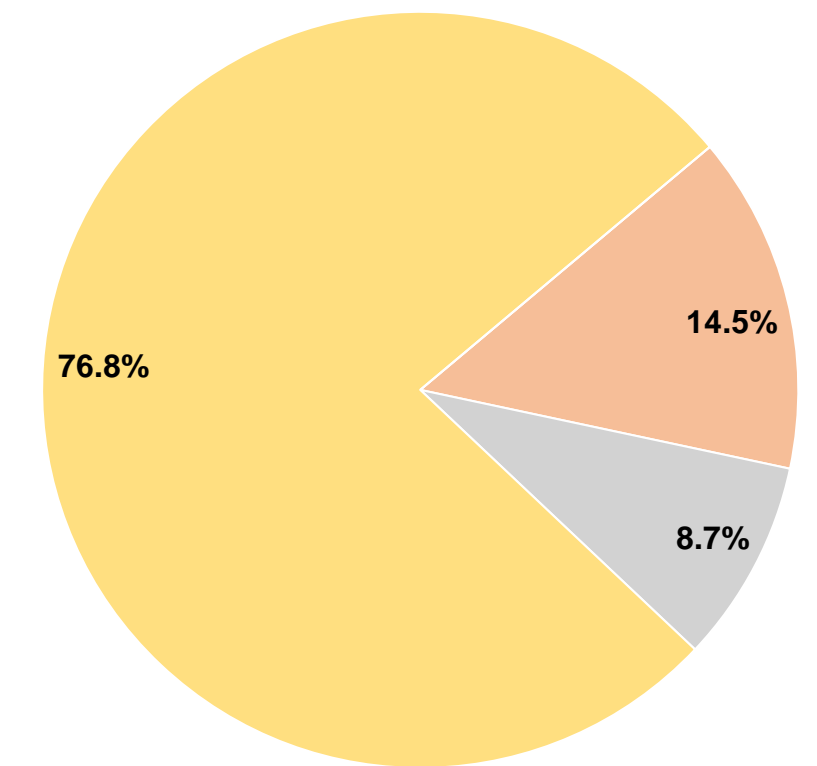
#### Sources of Capital Funds Expended

Fare Revenues	\$0	0.0%
Local Funds	\$49,996	14.5%
State Funds	\$30,095	8.7%
Federal Assistance	\$265,766	76.8%
Other Funds	\$0	0.0%
<b>Total Capital Funds Expended</b>	<b>\$345,857</b>	<b>100.0%</b>

#### Operating Funding Sources



#### Capital Funding Sources



### Modal Characteristics

#### Operation Characteristics

#### Vehicles Operated at Maximum Service

Mode	Directly Operated	Purchased Transportation	Operating Expenses	Fare Revenues	Uses of Capital Funds	Annual Unlinked Trips	Annual Vehicle Revenue Miles	Annual Vehicle Revenue Hours
Demand Response	21	-	\$1,531,793	\$68,567	\$345,857	54,675	555,371	22,623
<b>Total</b>	<b>21</b>	<b>-</b>	<b>\$1,531,793</b>	<b>\$68,567</b>	<b>\$345,857</b>	<b>54,675</b>	<b>555,371</b>	<b>22,623</b>

#### Performance Measures

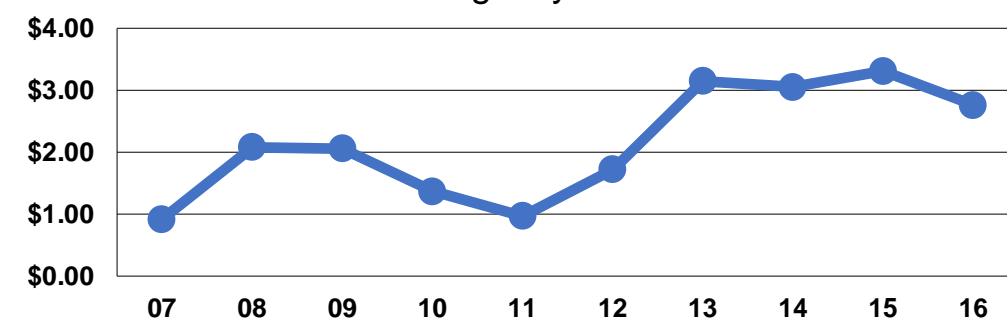
#### Service Efficiency

Mode	Operating Expenses per Vehicle Revenue Mile	Operating Expenses per Vehicle Revenue Hour
Demand Response	\$2.76	\$67.71
<b>Total</b>	<b>\$2.76</b>	<b>\$67.71</b>

#### Service Effectiveness

Mode	Operating Expenses per Unlinked Passenger Trip	Unlinked Trips per Vehicle Revenue Mile	Unlinked Trips per Vehicle Revenue Hour
Demand Response	\$28.02	0.1	2.4
<b>Total</b>	<b>\$28.02</b>	<b>0.1</b>	<b>2.4</b>

Operating Expense per Vehicle Revenue Mile: Agency Total



Unlinked Passenger Trips per Vehicle Revenue Mile: Agency Total

