

**General Information**

**Financial Information**

**Service Consumption**

66,861 Annual Unlinked Trips (UPT)

**Service Supplied**

534,634 Annual Vehicle Revenue Miles (VRM)

31,620 Annual Vehicle Revenue Hours (VRH)

**Summary of Operating Expenses (OE)**

\$863,390 Total Operating Expenses

**Database Information**

NTDID: 4R06-40944

Reporter Type: Rural General Public Transit

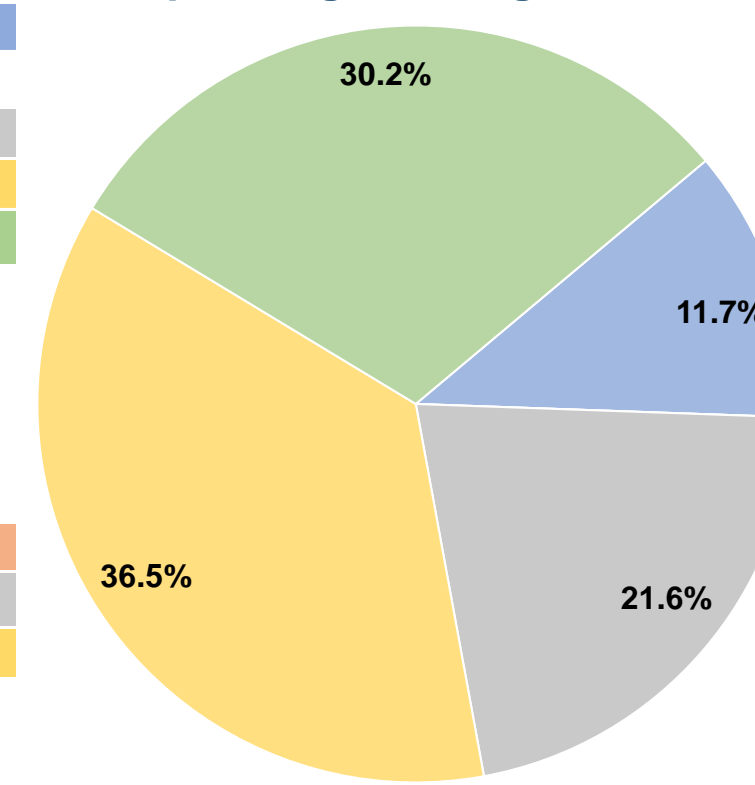
**Sources of Operating Funds Expended**

Fare Revenues	\$100,786	11.7%
Local Funds	\$0	0.0%
State Funds	\$186,100	21.6%
Federal Assistance	\$315,498	36.5%
Other Funds	\$261,006	30.2%
<b>Total Operating Funds Expended</b>	<b>\$863,390</b>	<b>100.0%</b>

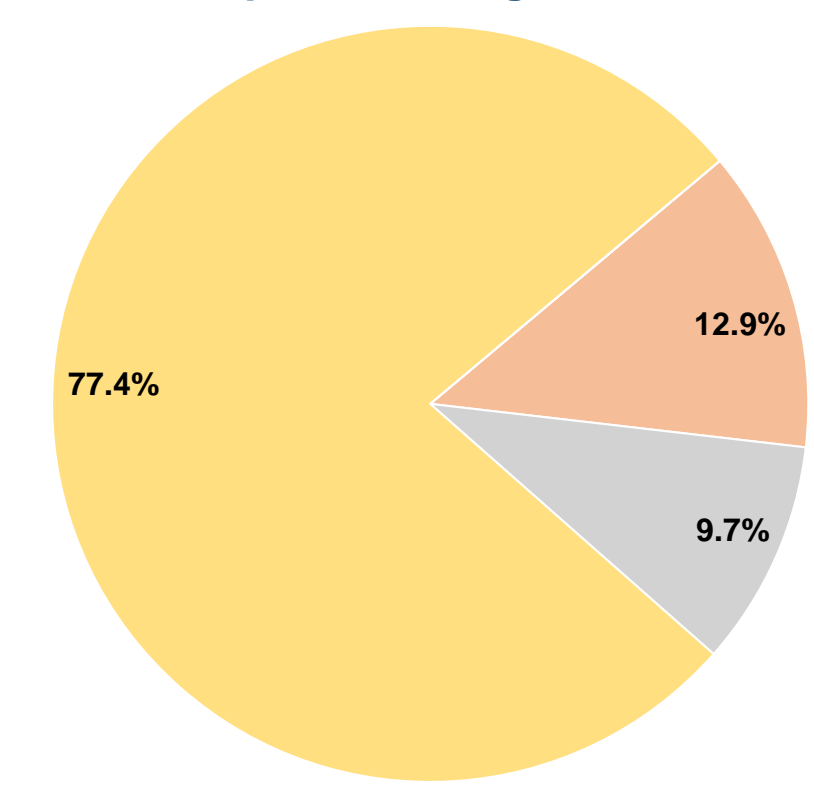
**Sources of Capital Funds Expended**

Fare Revenues	\$0	0.0%
Local Funds	\$33,081	12.9%
State Funds	\$24,710	9.7%
Federal Assistance	\$197,679	77.4%
Other Funds	\$0	0.0%
<b>Total Capital Funds Expended</b>	<b>\$255,470</b>	<b>100.0%</b>

**Operating Funding Sources**



**Capital Funding Sources**



**Modal Characteristics**

**Operation Characteristics**

**Vehicles Operated at Maximum Service**

Mode	Directly Operated	Purchased Transportation	Operating Expenses	Fare Revenues	Uses of Capital Funds	Annual Unlinked Trips	Annual Vehicle Revenue Miles	Annual Vehicle Revenue Hours
Demand Response	10	-	\$789,888	\$92,368	\$233,458	60,547	484,674	28,942
Bus	2	-	\$73,502	\$8,418	\$22,012	6,314	49,960	2,678
<b>Total</b>	<b>12</b>	<b>-</b>	<b>\$863,390</b>	<b>\$100,786</b>	<b>\$255,470</b>	<b>66,861</b>	<b>534,634</b>	<b>31,620</b>

**Performance Measures**

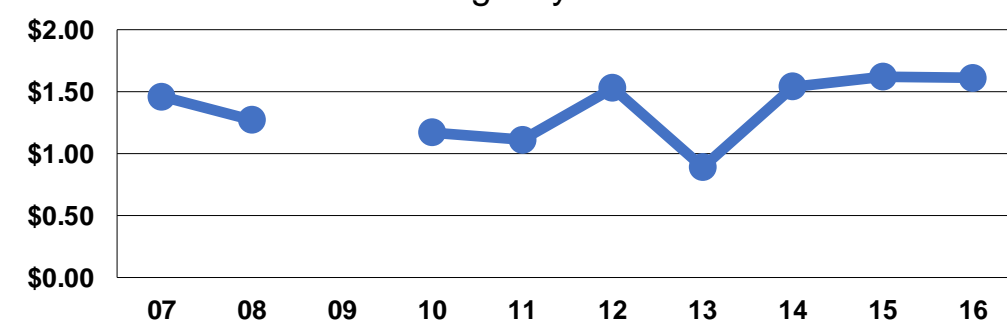
**Service Efficiency**

Mode	Operating Expenses per Vehicle Revenue Mile	Operating Expenses per Vehicle Revenue Hour
Demand Response	\$1.63	\$27.29
Bus	\$1.47	\$27.45
<b>Total</b>	<b>\$1.61</b>	<b>\$27.31</b>

**Service Effectiveness**

Mode	Operating Expenses per Unlinked Passenger Trip	Unlinked Trips per Vehicle Revenue Mile	Unlinked Trips per Vehicle Revenue Hour
Demand Response	\$13.05	0.1	2.1
Bus	\$11.64	0.1	2.4
<b>Total</b>	<b>\$12.91</b>	<b>0.1</b>	<b>2.1</b>

Operating Expense per Vehicle Revenue Mile: Agency Total



Unlinked Passenger Trips per Vehicle Revenue Mile: Agency Total

