

General Information

Financial Information

Service Consumption

22,490 Annual Unlinked Trips (UPT)

Service Supplied

364,958 Annual Vehicle Revenue Miles (VRM)

12,100 Annual Vehicle Revenue Hours (VRH)

Summary of Operating Expenses (OE)

\$437,645 Total Operating Expenses

Database Information

NTDID: 4R06-40947

Reporter Type: Rural General Public Transit

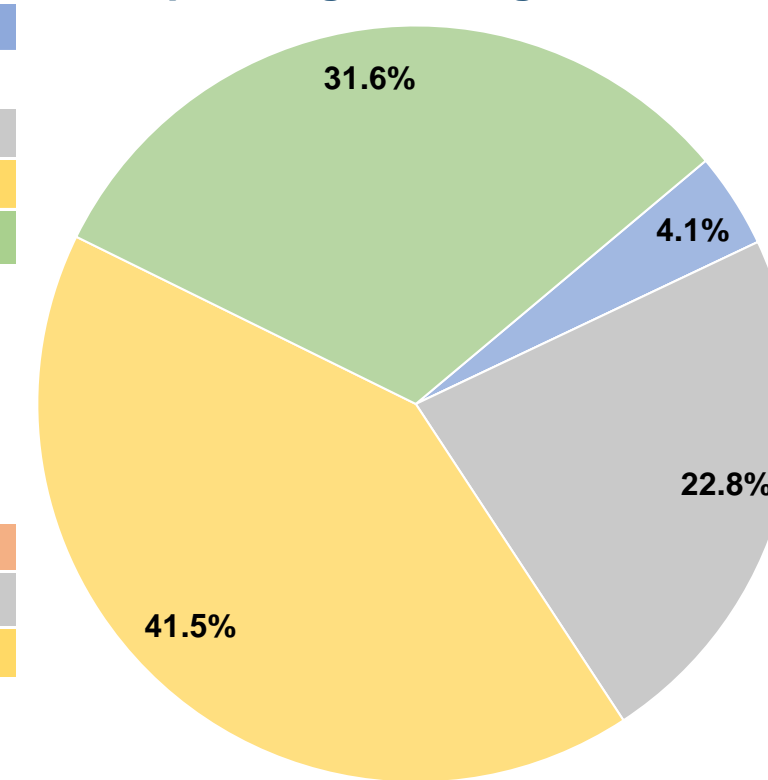
Sources of Operating Funds Expended

| | | |
|---------------------------------------|------------------|---------------|
| Fare Revenues | \$17,820 | 4.1% |
| Local Funds | \$0 | 0.0% |
| State Funds | \$99,754 | 22.8% |
| Federal Assistance | \$181,751 | 41.5% |
| Other Funds | \$138,320 | 31.6% |
| Total Operating Funds Expended | \$437,645 | 100.0% |

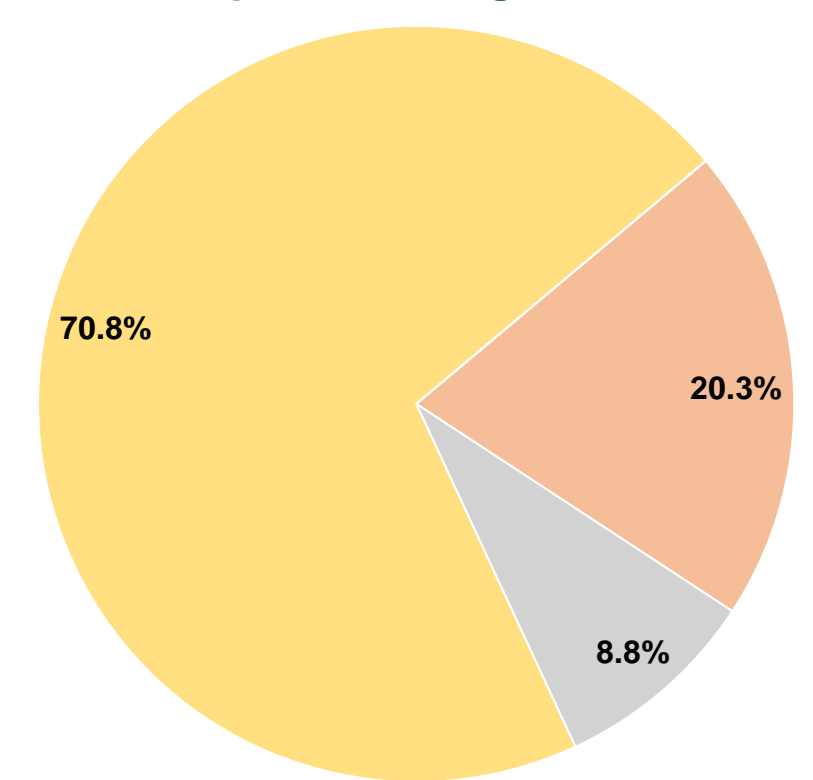
Sources of Capital Funds Expended

| | | |
|-------------------------------------|-----------------|---------------|
| Fare Revenues | \$0 | 0.0% |
| Local Funds | \$8,018 | 20.3% |
| State Funds | \$3,486 | 8.8% |
| Federal Assistance | \$27,899 | 70.8% |
| Other Funds | \$0 | 0.0% |
| Total Capital Funds Expended | \$39,403 | 100.0% |

Operating Funding Sources



Capital Funding Sources



Modal Characteristics

Operation Characteristics

Vehicles Operated at Maximum Service

| Mode | Directly Operated | Purchased Transportation | Operating Expenses | Fare Revenues | Uses of Capital Funds | Annual Unlinked Trips | Annual Vehicle Revenue Miles | Annual Vehicle Revenue Hours |
|-----------------|-------------------|--------------------------|--------------------|-----------------|-----------------------|-----------------------|------------------------------|------------------------------|
| Demand Response | 5 | - | \$437,645 | \$17,820 | \$39,403 | 22,490 | 364,958 | 12,100 |
| Total | 5 | - | \$437,645 | \$17,820 | \$39,403 | 22,490 | 364,958 | 12,100 |

Performance Measures

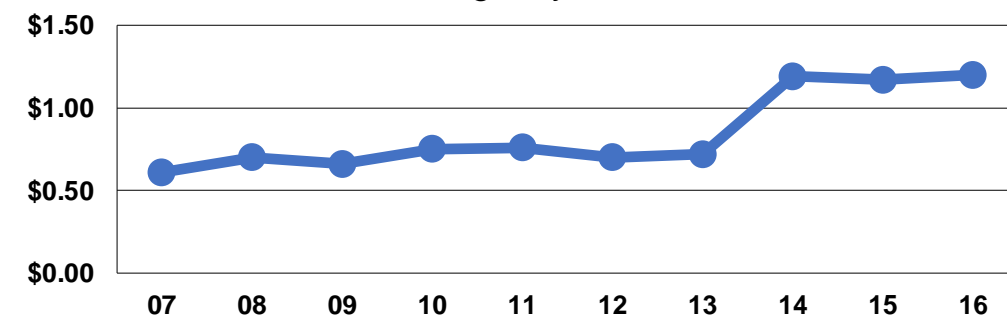
Service Efficiency

| Mode | Operating Expenses per Vehicle Revenue Mile | Operating Expenses per Vehicle Revenue Hour |
|-----------------|---|---|
| Demand Response | \$1.20 | \$36.17 |
| Total | \$1.20 | \$36.17 |

Service Effectiveness

| Mode | Operating Expenses per Unlinked Passenger Trip | Unlinked Trips per Vehicle Revenue Mile | Unlinked Trips per Vehicle Revenue Hour |
|-----------------|--|---|---|
| Demand Response | \$19.46 | 0.1 | 1.9 |
| Total | \$19.46 | 0.1 | 1.9 |

Operating Expense per Vehicle Revenue Mile: Agency Total



Unlinked Passenger Trips per Vehicle Revenue Mile: Agency Total

