

General Information

Financial Information

Service Consumption

29,036 Annual Unlinked Trips (UPT)

Service Supplied

255,771 Annual Vehicle Revenue Miles (VRM)

14,300 Annual Vehicle Revenue Hours (VRH)

Summary of Operating Expenses (OE)

\$547,771 Total Operating Expenses

Database Information

NTDID: 4R06-40990

Reporter Type: Rural General Public Transit

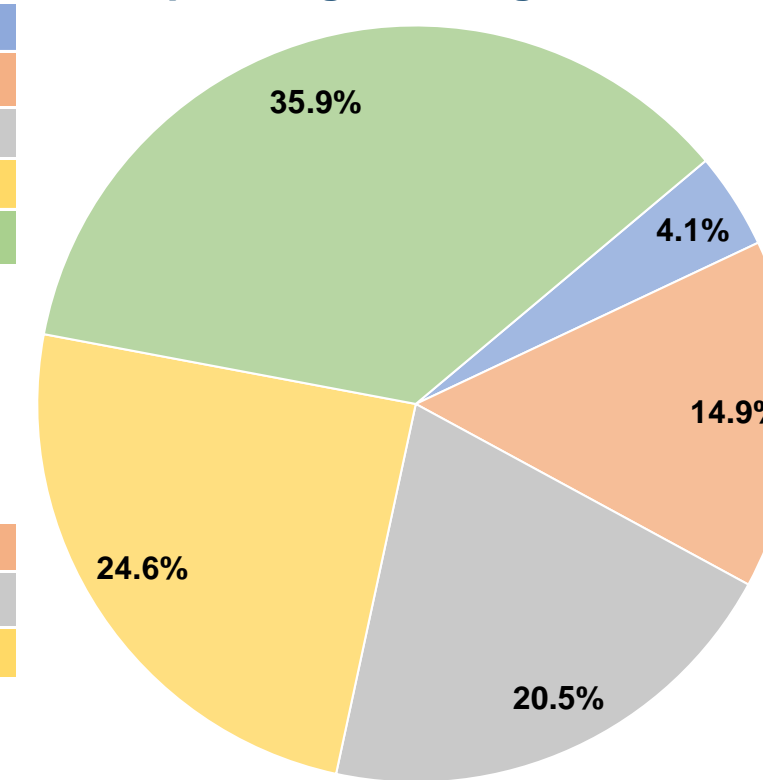
Sources of Operating Funds Expended

Fare Revenues	\$22,488	4.1%
Local Funds	\$81,745	14.9%
State Funds	\$112,077	20.5%
Federal Assistance	\$134,625	24.6%
Other Funds	\$196,836	35.9%
Total Operating Funds Expended	\$547,771	100.0%

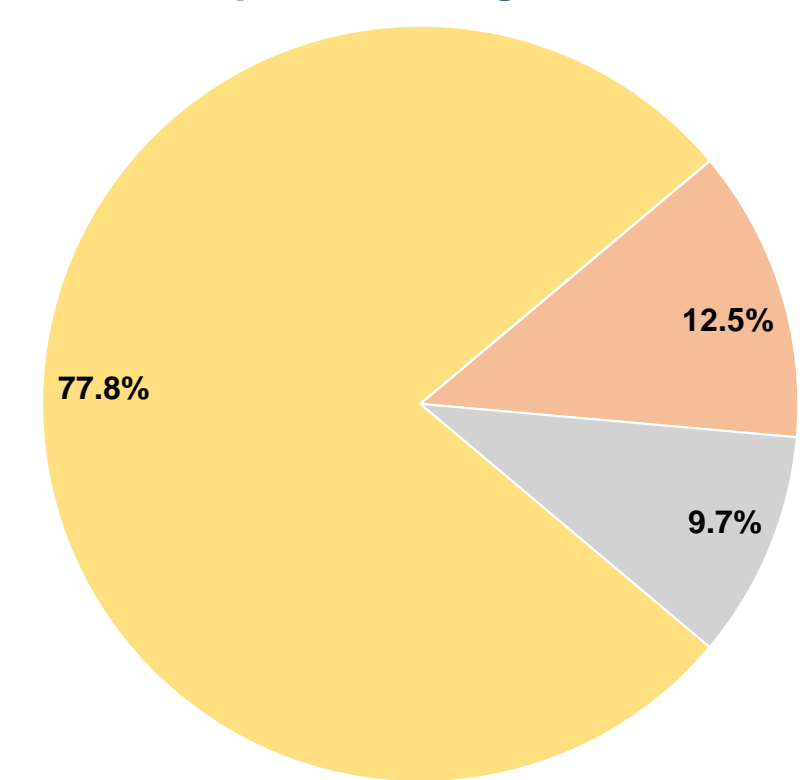
Sources of Capital Funds Expended

Fare Revenues	\$0	0.0%
Local Funds	\$11,627	12.5%
State Funds	\$9,025	9.7%
Federal Assistance	\$72,211	77.8%
Other Funds	\$0	0.0%
Total Capital Funds Expended	\$92,863	100.0%

Operating Funding Sources



Capital Funding Sources



Modal Characteristics

Operation Characteristics

Vehicles Operated at Maximum Service

Mode	Directly Operated	Purchased Transportation	Operating Expenses	Fare Revenues	Uses of Capital Funds	Annual Unlinked Trips	Annual Vehicle Revenue Miles	Annual Vehicle Revenue Hours
Demand Response	8	-	\$547,771	\$22,488	\$92,863	29,036	255,771	14,300
Total	8	-	\$547,771	\$22,488	\$92,863	29,036	255,771	14,300

Performance Measures

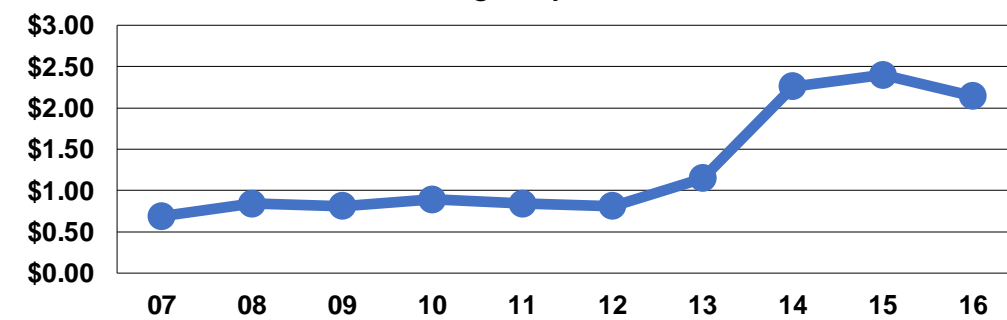
Service Efficiency

Mode	Operating Expenses per Vehicle Revenue Mile	Operating Expenses per Vehicle Revenue Hour
Demand Response	\$2.14	\$38.31
Total	\$2.14	\$38.31

Service Effectiveness

Mode	Operating Expenses per Unlinked Passenger Trip	Unlinked Trips per Vehicle Revenue Mile	Unlinked Trips per Vehicle Revenue Hour
Demand Response	\$18.87	0.1	2.0
Total	\$18.87	0.1	2.0

Operating Expense per Vehicle Revenue Mile: Agency Total



Unlinked Passenger Trips per Vehicle Revenue Mile: Agency Total

