

# Mitchell County Transportation Authority

2016 Annual Agency Profile

Deputy Director: Ms. Tammy Montanez

## General Information

## Financial Information

### Service Consumption

61,370 Annual Unlinked Trips (UPT)

### Service Supplied

322,333 Annual Vehicle Revenue Miles (VRM)

16,331 Annual Vehicle Revenue Hours (VRH)

### Summary of Operating Expenses (OE)

\$652,520 Total Operating Expenses

### Database Information

NTDID: 4R06-41043

Reporter Type: Rural General Public Transit

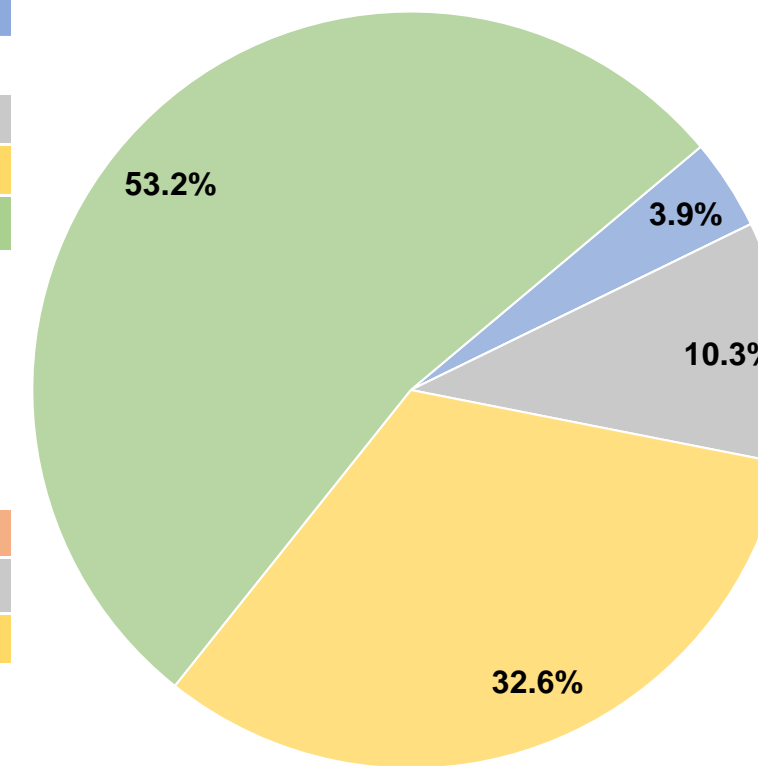
### Sources of Operating Funds Expended

Fare Revenues	\$25,362	3.9%
Local Funds	\$0	0.0%
State Funds	\$67,341	10.3%
Federal Assistance	\$212,835	32.6%
Other Funds	\$346,982	53.2%
<b>Total Operating Funds Expended</b>	<b>\$652,520</b>	<b>100.0%</b>

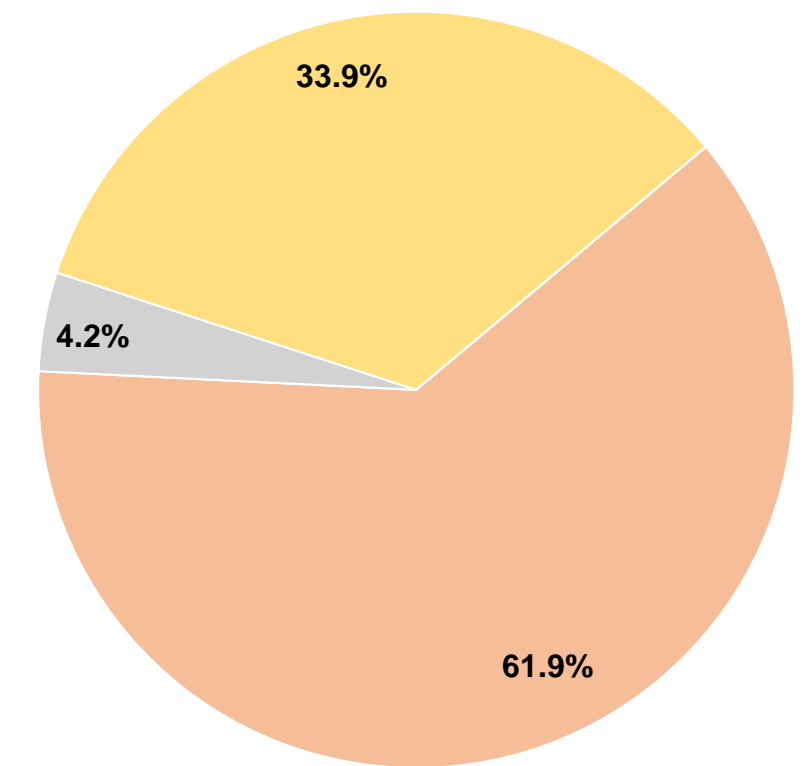
### Sources of Capital Funds Expended

Fare Revenues	\$0	0.0%
Local Funds	\$91,270	61.9%
State Funds	\$6,242	4.2%
Federal Assistance	\$49,941	33.9%
Other Funds	\$0	0.0%
<b>Total Capital Funds Expended</b>	<b>\$147,453</b>	<b>100.0%</b>

### Operating Funding Sources



### Capital Funding Sources



## Modal Characteristics

### Operation Characteristics

#### Vehicles Operated at Maximum Service

Mode	Directly Operated	Purchased Transportation	Operating Expenses	Fare Revenues	Uses of Capital Funds	Annual Unlinked Trips	Annual Vehicle Revenue Miles	Annual Vehicle Revenue Hours
Demand Response	10	-	\$652,520	\$25,362	\$147,453	61,370	322,333	16,331
<b>Total</b>	<b>10</b>	<b>-</b>	<b>\$652,520</b>	<b>\$25,362</b>	<b>\$147,453</b>	<b>61,370</b>	<b>322,333</b>	<b>16,331</b>

### Performance Measures

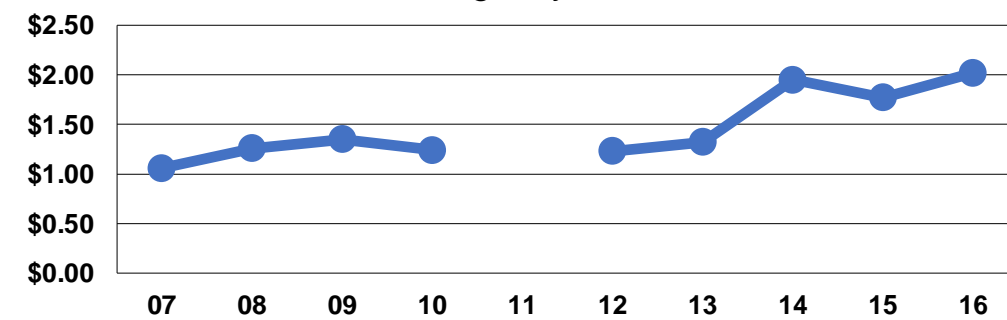
#### Service Efficiency

Mode	Operating Expenses per Vehicle Revenue Mile	Operating Expenses per Vehicle Revenue Hour
Demand Response	\$2.02	\$39.96
<b>Total</b>	<b>\$2.02</b>	<b>\$39.96</b>

#### Service Effectiveness

Mode	Operating Expenses per Unlinked Passenger Trip	Unlinked Trips per Vehicle Revenue Mile	Unlinked Trips per Vehicle Revenue Hour
Demand Response	\$10.63	0.2	3.8
<b>Total</b>	<b>\$10.63</b>	<b>0.2</b>	<b>3.8</b>

Operating Expense per Vehicle Revenue Mile: Agency Total



Unlinked Passenger Trips per Vehicle Revenue Mile: Agency Total

