

Kerr Area Transportation Authority

2016 Annual Agency Profile

Deputy Director: Ms. Tammy Montanez

General Information

Service Consumption

185,360 Annual Unlinked Trips (UPT)

Service Supplied

2,211,885 Annual Vehicle Revenue Miles (VRM)

125,583 Annual Vehicle Revenue Hours (VRH)

Summary of Operating Expenses (OE)

\$3,087,421 Total Operating Expenses

Database Information

NTDID: 4R06-41048

Reporter Type: Rural General Public Transit

Financial Information

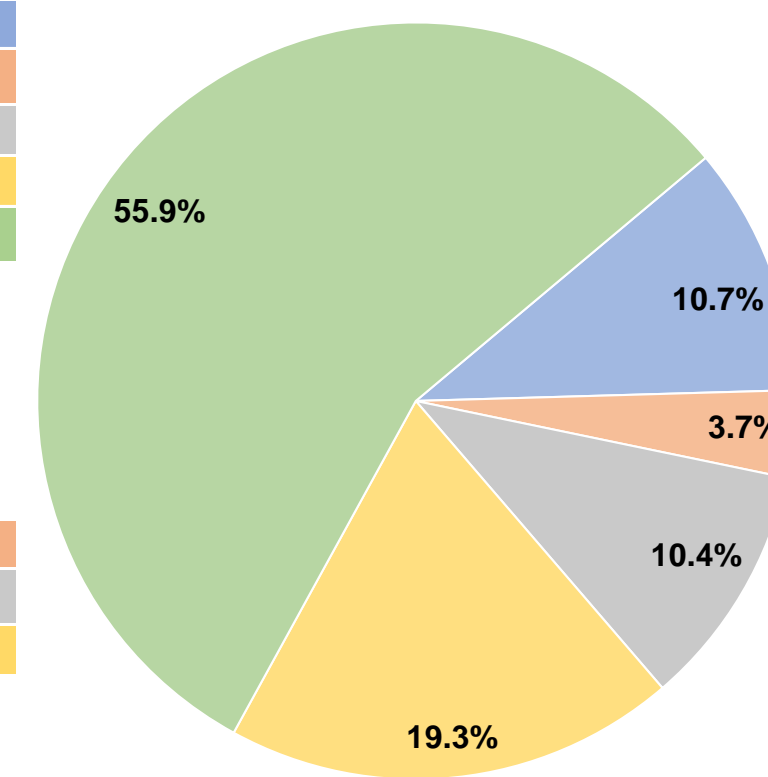
Sources of Operating Funds Expended

Fare Revenues	\$328,996	10.7%
Local Funds	\$114,534	3.7%
State Funds	\$322,486	10.4%
Federal Assistance	\$595,560	19.3%
Other Funds	\$1,725,845	55.9%
Total Operating Funds Expended	\$3,087,421	100.0%

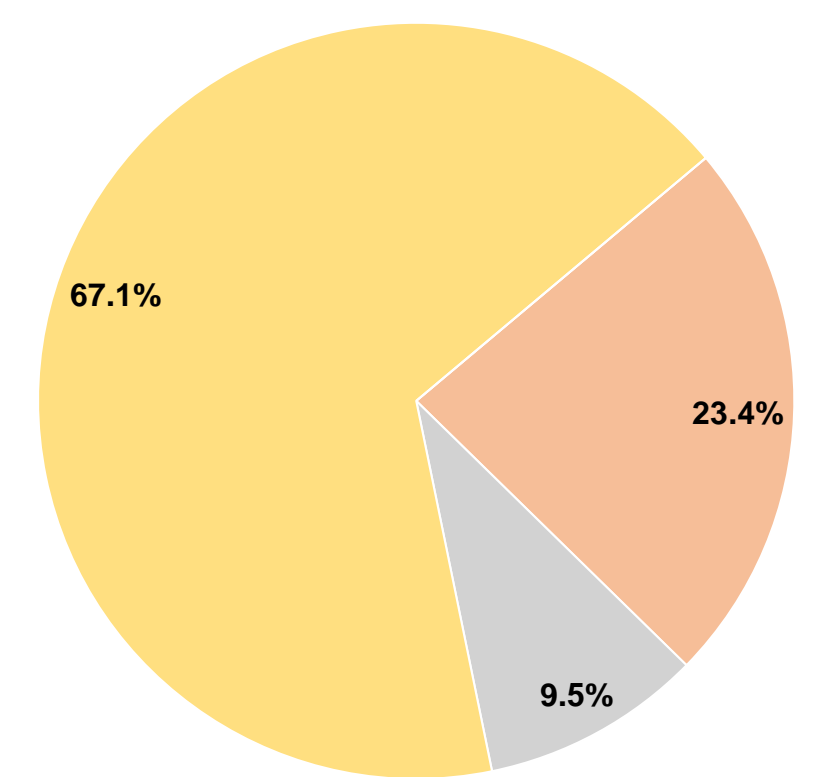
Sources of Capital Funds Expended

Fare Revenues	\$0	0.0%
Local Funds	\$184,014	23.4%
State Funds	\$74,287	9.5%
Federal Assistance	\$526,896	67.1%
Other Funds	\$0	0.0%
Total Capital Funds Expended	\$785,197	100.0%

Operating Funding Sources



Capital Funding Sources



Modal Characteristics

Operation Characteristics

Vehicles Operated at Maximum Service

Mode	Directly Operated	Purchased Transportation	Operating Expenses	Fare Revenues	Uses of Capital Funds	Annual Unlinked Trips	Annual Vehicle Revenue Miles	Annual Vehicle Revenue Hours
Demand Response	45	-	\$2,855,237	\$304,277	\$726,879	155,711	2,084,522	116,151
Bus	4	-	\$232,184	\$24,719	\$58,318	29,649	127,363	9,432
Total	49	-	\$3,087,421	\$328,996	\$785,197	185,360	2,211,885	125,583

Performance Measures

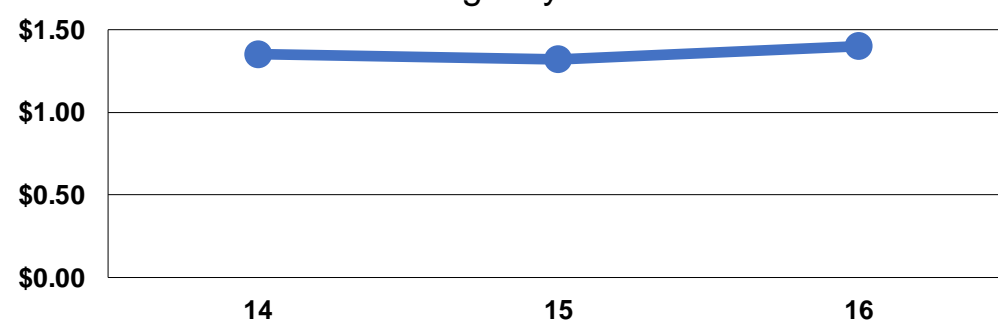
Service Efficiency

Mode	Operating Expenses per Vehicle Revenue Mile	Operating Expenses per Vehicle Revenue Hour
Demand Response	\$1.37	\$24.58
Bus	\$1.82	\$24.62
Total	\$1.40	\$24.58

Service Effectiveness

Mode	Operating Expenses per Unlinked Passenger Trip	Unlinked Trips per Vehicle Revenue Mile	Unlinked Trips per Vehicle Revenue Hour
Demand Response	\$18.34	0.1	1.3
Bus	\$7.83	0.2	3.1
Total	\$16.66	0.1	1.5

Operating Expense per Vehicle Revenue Mile: Agency Total



Unlinked Passenger Trips per Vehicle Revenue Mile: Agency Total

