

Swain County Focal Point on Aging Inc

2016 Annual Agency Profile

General Information

Service Consumption

22,633 Annual Unlinked Trips (UPT)

Service Supplied

123,881 Annual Vehicle Revenue Miles (VRM)

7,050 Annual Vehicle Revenue Hours (VRH)

Summary of Operating Expenses (OE)

\$377,315 Total Operating Expenses

Database Information

NTDID: 4R06-41066

Reporter Type: Rural General Public Transit

Financial Information

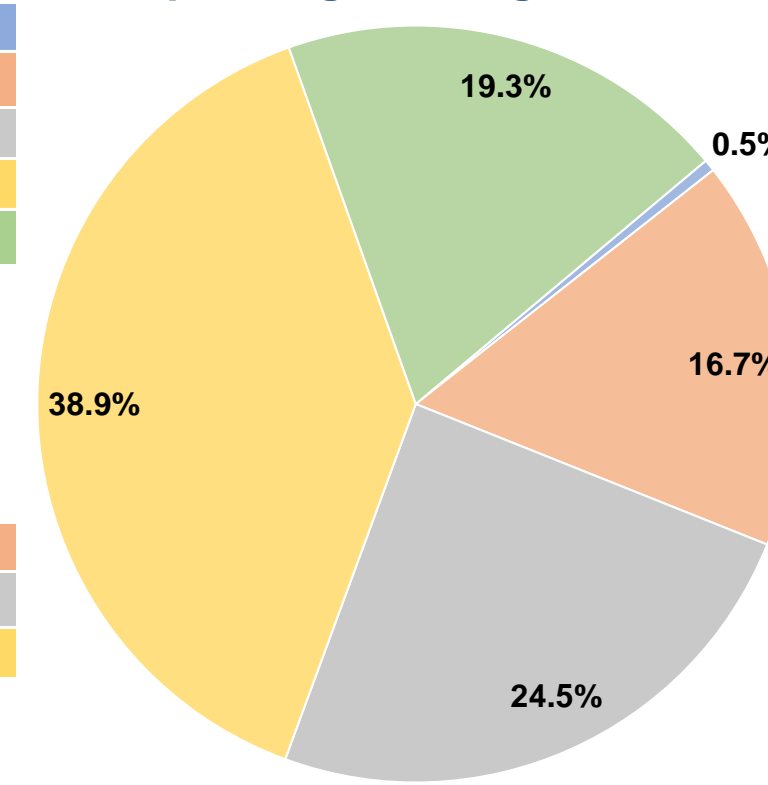
Sources of Operating Funds Expended

Fare Revenues	\$1,898	0.5%
Local Funds	\$62,880	16.7%
State Funds	\$92,628	24.5%
Federal Assistance	\$146,960	38.9%
Other Funds	\$72,949	19.3%
Total Operating Funds Expended	\$377,315	100.0%

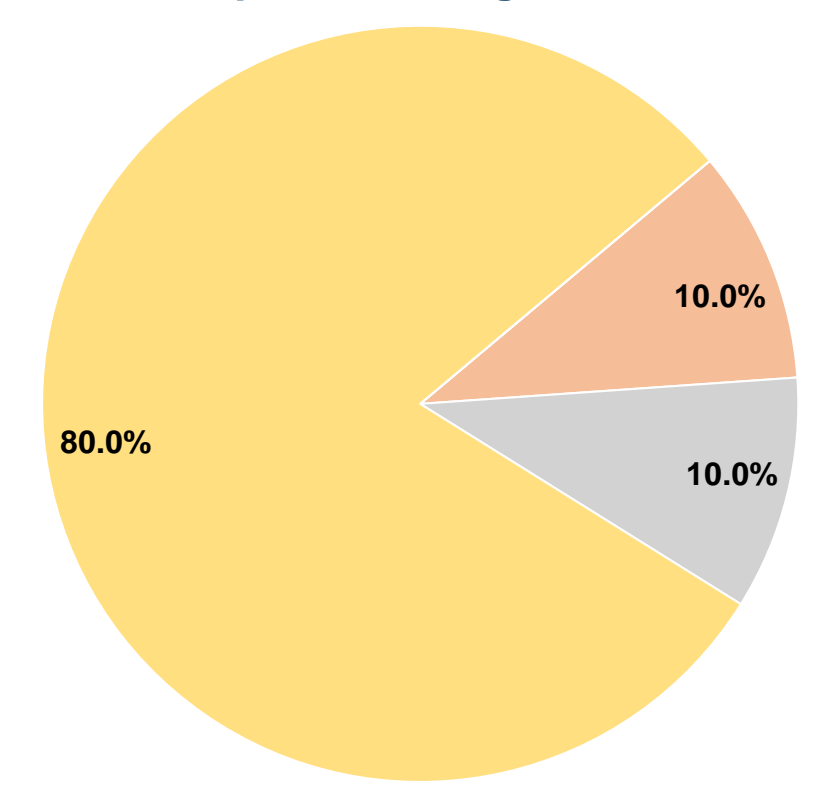
Sources of Capital Funds Expended

Fare Revenues	\$0	0.0%
Local Funds	\$2,584	10.0%
State Funds	\$2,584	10.0%
Federal Assistance	\$20,672	80.0%
Other Funds	\$0	0.0%
Total Capital Funds Expended	\$25,840	100.0%

Operating Funding Sources



Capital Funding Sources



Modal Characteristics

Operation Characteristics

Vehicles Operated at Maximum Service

Mode	Directly Operated	Purchased Transportation	Operating Expenses	Fare Revenues	Uses of Capital Funds	Annual Unlinked Trips	Annual Vehicle Revenue Miles	Annual Vehicle Revenue Hours
Demand Response	6	-	\$377,315	\$1,898	\$25,840	22,633	123,881	7,050
Total	6	-	\$377,315	\$1,898	\$25,840	22,633	123,881	7,050

Performance Measures

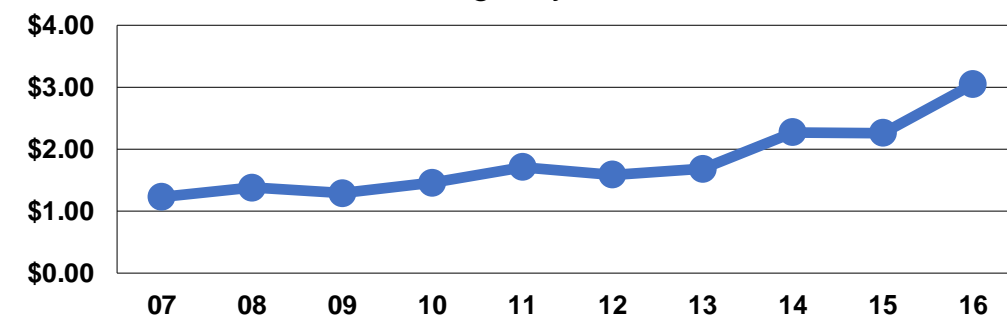
Service Efficiency

Mode	Operating Expenses per Vehicle Revenue Mile	Operating Expenses per Vehicle Revenue Hour
Demand Response	\$3.05	\$53.52
Total	\$3.05	\$53.52

Service Effectiveness

Mode	Operating Expenses per Unlinked Passenger Trip	Unlinked Trips per Vehicle Revenue Mile	Unlinked Trips per Vehicle Revenue Hour
Demand Response	\$16.67	0.2	3.2
Total	\$16.67	0.2	3.2

Operating Expense per Vehicle Revenue Mile: Agency Total



Unlinked Passenger Trips per Vehicle Revenue Mile: Agency Total

