

## General Information

## Financial Information

### Service Consumption

94,606 Annual Unlinked Trips (UPT)

### Service Supplied

854,184 Annual Vehicle Revenue Miles (VRM)

46,656 Annual Vehicle Revenue Hours (VRH)

### Summary of Operating Expenses (OE)

\$1,756,235 Total Operating Expenses

### Database Information

NTDID: 4R06-41111

Reporter Type: Rural General Public Transit

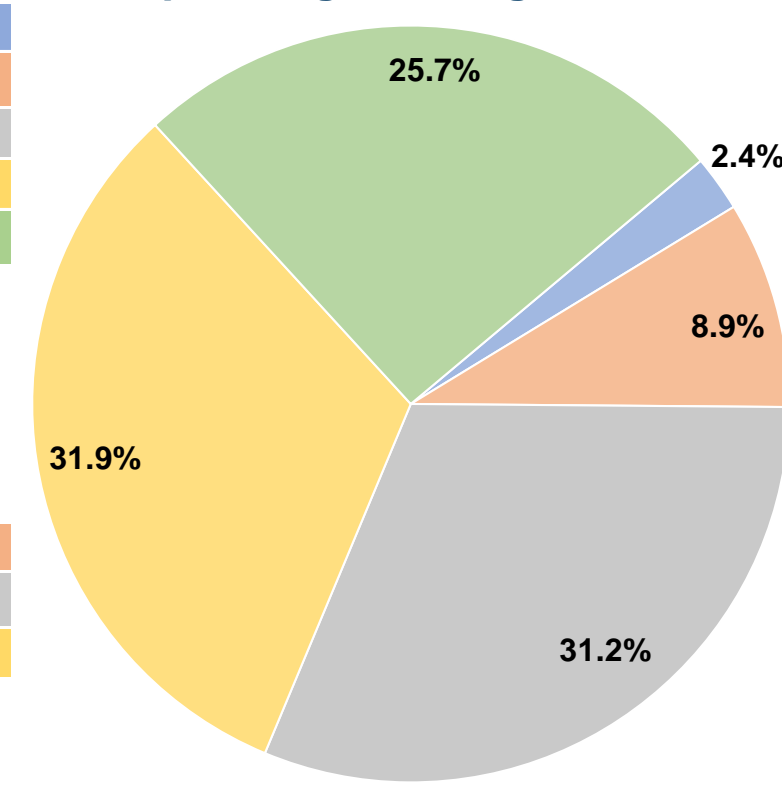
### Sources of Operating Funds Expended

Fare Revenues	\$41,972	2.4%
Local Funds	\$155,444	8.9%
State Funds	\$547,396	31.2%
Federal Assistance	\$560,129	31.9%
Other Funds	\$451,294	25.7%
<b>Total Operating Funds Expended</b>	<b>\$1,756,235</b>	<b>100.0%</b>

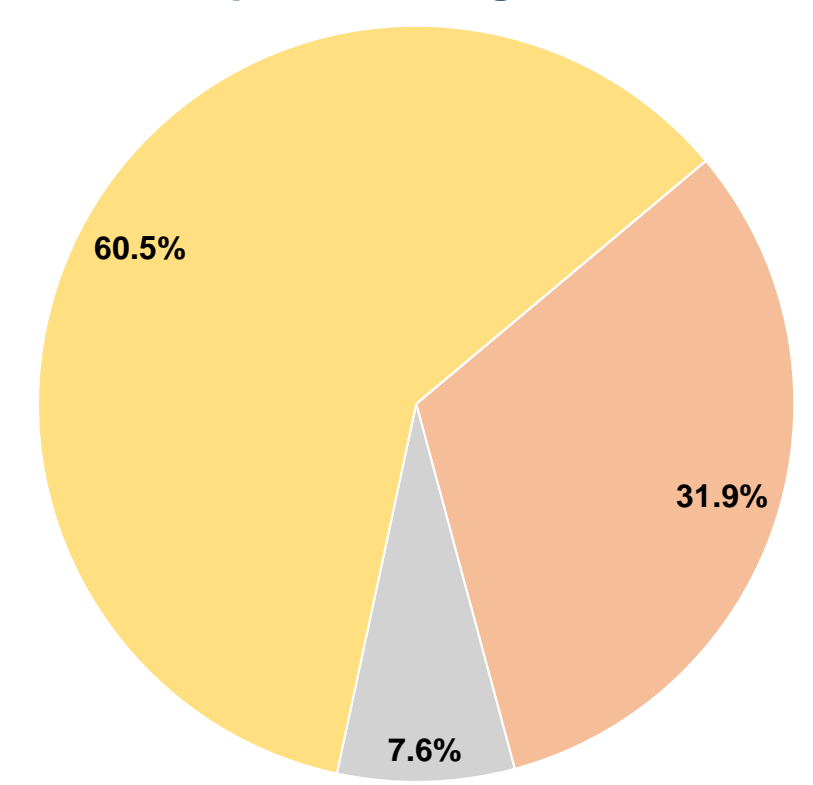
### Sources of Capital Funds Expended

Fare Revenues	\$0	0.0%
Local Funds	\$78,923	31.9%
State Funds	\$18,708	7.6%
Federal Assistance	\$149,674	60.5%
Other Funds	\$0	0.0%
<b>Total Capital Funds Expended</b>	<b>\$247,305</b>	<b>100.0%</b>

### Operating Funding Sources



### Capital Funding Sources



## Modal Characteristics

### Operation Characteristics

#### Vehicles Operated at Maximum Service

Mode	Directly Operated	Purchased Transportation	Operating Expenses	Fare Revenues	Uses of Capital Funds	Annual Unlinked Trips	Annual Vehicle Revenue Miles	Annual Vehicle Revenue Hours
Demand Response	20	-	\$1,756,235	\$41,972	\$247,305	94,606	854,184	46,656
<b>Total</b>	<b>20</b>	<b>-</b>	<b>\$1,756,235</b>	<b>\$41,972</b>	<b>\$247,305</b>	<b>94,606</b>	<b>854,184</b>	<b>46,656</b>

### Performance Measures

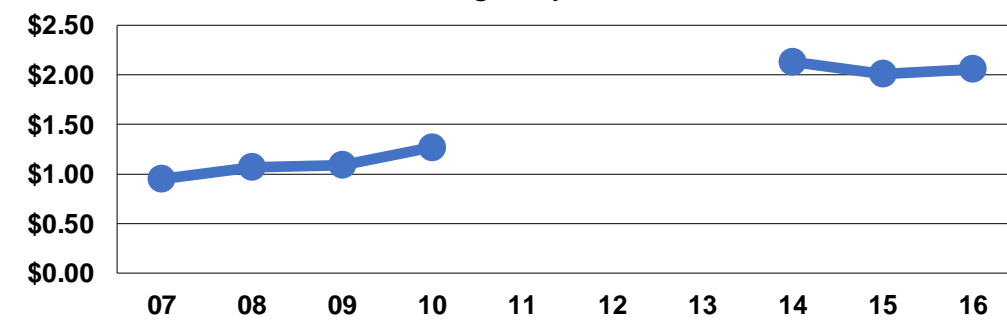
#### Service Efficiency

Mode	Operating Expenses per Vehicle Revenue Mile	Operating Expenses per Vehicle Revenue Hour
Demand Response	\$2.06	\$37.64
<b>Total</b>	<b>\$2.06</b>	<b>\$37.64</b>

#### Service Effectiveness

Mode	Operating Expenses per Unlinked Passenger Trip	Unlinked Trips per Vehicle Revenue Mile	Unlinked Trips per Vehicle Revenue Hour
Demand Response	\$18.56	0.1	2.0
<b>Total</b>	<b>\$18.56</b>	<b>0.1</b>	<b>2.0</b>

Operating Expense per Vehicle Revenue Mile: Agency Total



Unlinked Passenger Trips per Vehicle Revenue Mile: Agency Total

