

Generations Unlimited

2016 Annual Agency Profile

Post Office Box 1149
Barnwell, SC 29812

Dir., Intermodal & Freight Programs: Mr. Douglas Frate

General Information

Service Consumption

52,779 Annual Unlinked Trips (UPT)

Service Supplied

665,880 Annual Vehicle Revenue Miles (VRM)

26,143 Annual Vehicle Revenue Hours (VRH)

Summary of Operating Expenses (OE)

\$942,450 Total Operating Expenses

Database Information

NTDID: 4R07-41002

Reporter Type: Rural General Public Transit

Financial Information

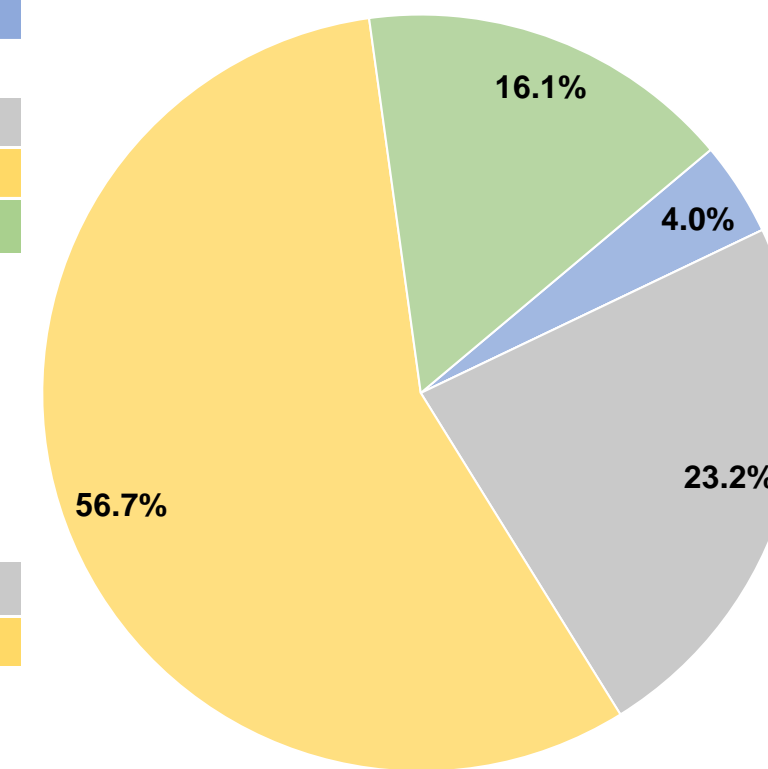
Sources of Operating Funds Expended

Fare Revenues	\$37,919	4.0%
Local Funds	\$0	0.0%
State Funds	\$219,068	23.2%
Federal Assistance	\$533,988	56.7%
Other Funds	\$151,475	16.1%
Total Operating Funds Expended	\$942,450	100.0%

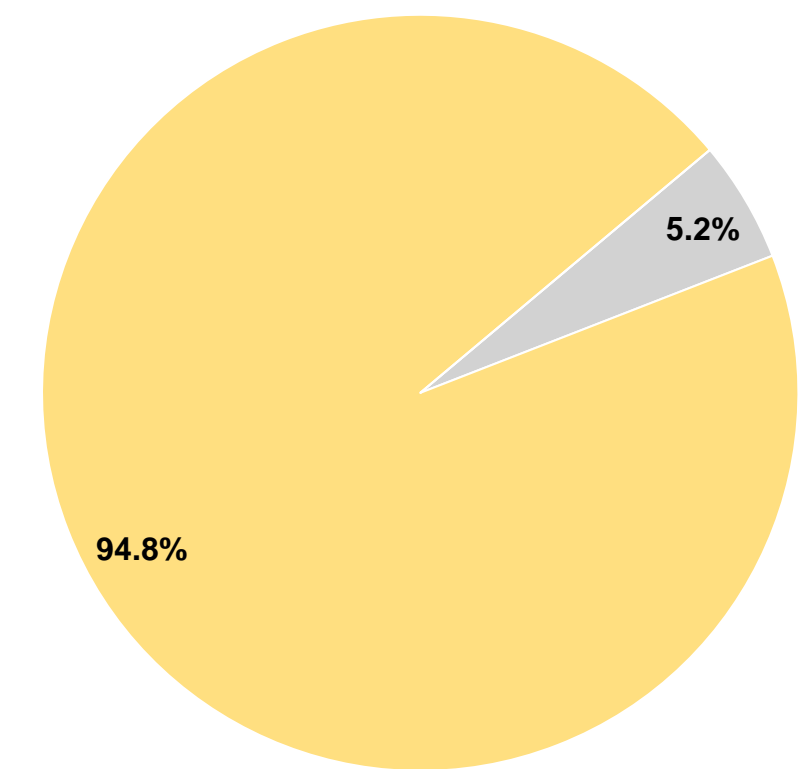
Sources of Capital Funds Expended

Fare Revenues	\$0	0.0%
Local Funds	\$0	0.0%
State Funds	\$2,712	5.2%
Federal Assistance	\$49,417	94.8%
Other Funds	\$0	0.0%
Total Capital Funds Expended	\$52,129	100.0%

Operating Funding Sources



Capital Funding Sources



Modal Characteristics

Operation Characteristics

Vehicles Operated at Maximum Service

Mode	Directly Operated	Purchased Transportation	Operating Expenses	Fare Revenues	Uses of Capital Funds	Annual Unlinked Trips	Annual Vehicle Revenue Miles	Annual Vehicle Revenue Hours
Demand Response	13	-	\$942,450	\$37,919	\$52,129	52,779	665,880	26,143
Total	13	-	\$942,450	\$37,919	\$52,129	52,779	665,880	26,143

Performance Measures

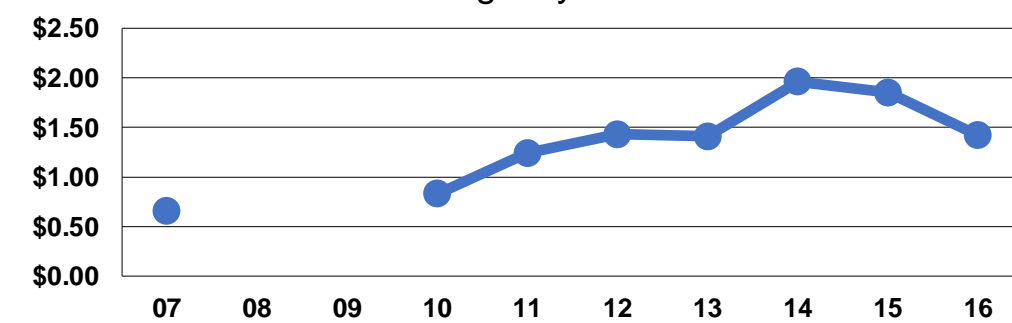
Service Efficiency

Mode	Operating Expenses per Vehicle Revenue Mile	Operating Expenses per Vehicle Revenue Hour
Demand Response	\$1.42	\$36.05
Total	\$1.42	\$36.05

Service Effectiveness

Mode	Operating Expenses per Unlinked Passenger Trip	Unlinked Trips per Vehicle Revenue Mile	Unlinked Trips per Vehicle Revenue Hour
Demand Response	\$17.86	0.1	2.0
Total	\$17.86	0.1	2.0

Operating Expense per Vehicle Revenue Mile: Agency Total



Unlinked Passenger Trips per Vehicle Revenue Mile: Agency Total

