

McCormick County Senior Center

2016 Annual Agency Profile

General Information

Service Consumption

19,740 Annual Unlinked Trips (UPT)

Service Supplied

276,302 Annual Vehicle Revenue Miles (VRM)

10,706 Annual Vehicle Revenue Hours (VRH)

Summary of Operating Expenses (OE)

\$536,043 Total Operating Expenses

Database Information

NTDID: 4R07-41042

Reporter Type: Rural General Public Transit

Financial Information

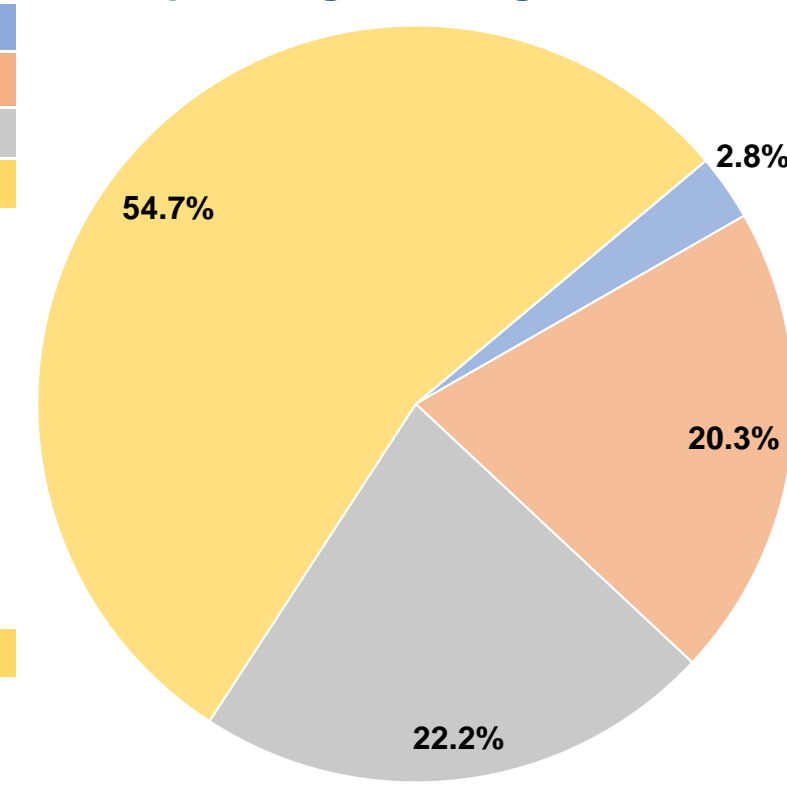
Sources of Operating Funds Expended

Fare Revenues	\$15,145	2.8%
Local Funds	\$108,552	20.3%
State Funds	\$119,061	22.2%
Federal Assistance	\$293,285	54.7%
Other Funds	\$0	0.0%
Total Operating Funds Expended	\$536,043	100.0%

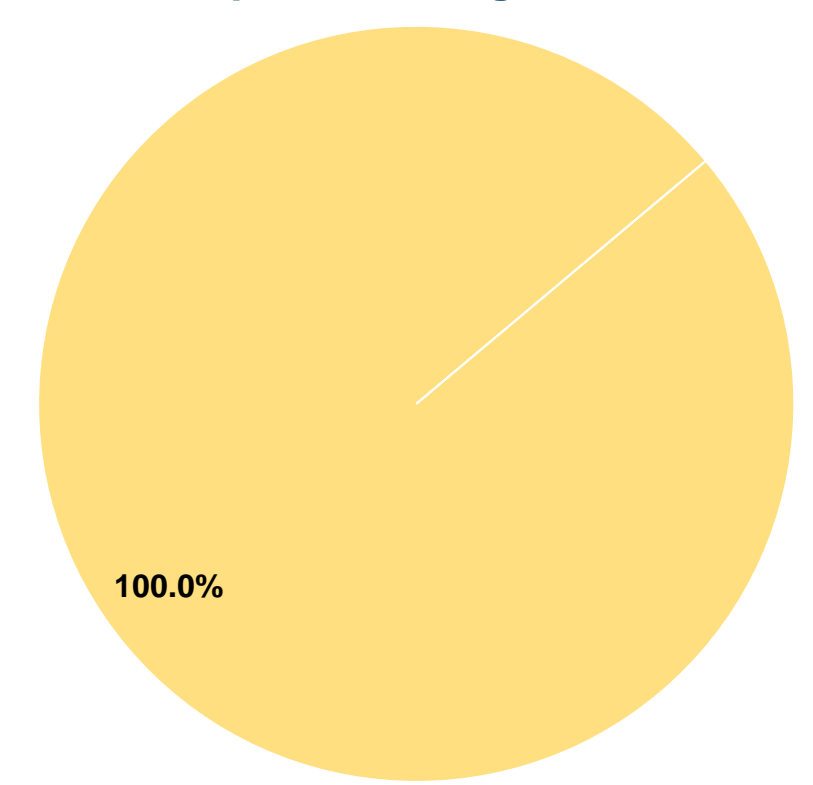
Sources of Capital Funds Expended

Fare Revenues	\$0	0.0%
Local Funds	\$0	0.0%
State Funds	\$0	0.0%
Federal Assistance	\$33,840	100.0%
Other Funds	\$0	0.0%
Total Capital Funds Expended	\$33,840	100.0%

Operating Funding Sources



Capital Funding Sources



Modal Characteristics

Operation Characteristics

Vehicles Operated at Maximum Service

Mode	Directly Operated	Purchased Transportation	Operating Expenses	Fare Revenues	Uses of Capital Funds	Annual Unlinked Trips	Annual Vehicle Revenue Miles	Annual Vehicle Revenue Hours
Demand Response	10	-	\$536,043	\$15,145	\$33,840	19,740	276,302	10,706
Total	10	-	\$536,043	\$15,145	\$33,840	19,740	276,302	10,706

Performance Measures

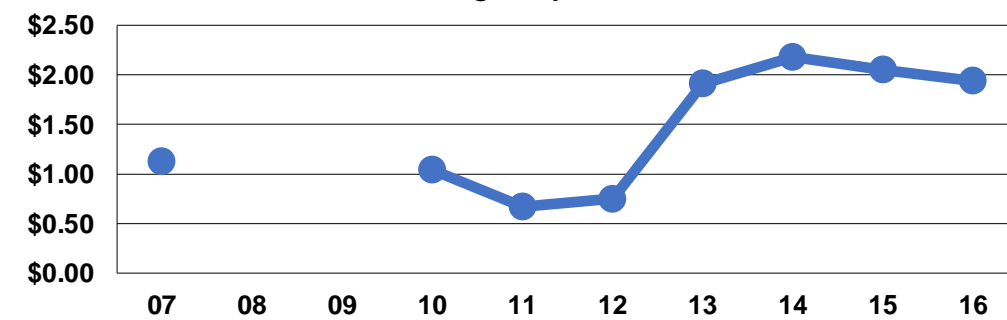
Service Efficiency

Mode	Operating Expenses per Vehicle Revenue Mile	Operating Expenses per Vehicle Revenue Hour
Demand Response	\$1.94	\$50.07
Total	\$1.94	\$50.07

Service Effectiveness

Mode	Operating Expenses per Unlinked Passenger Trip	Unlinked Trips per Vehicle Revenue Mile	Unlinked Trips per Vehicle Revenue Hour
Demand Response	\$27.16	0.1	1.8
Total	\$27.16	0.1	1.8

Operating Expense per Vehicle Revenue Mile: Agency Total



Unlinked Passenger Trips per Vehicle Revenue Mile: Agency Total

