

Senior Services Incorporated of Chester County

2016 Annual Agency Profile

Dir., Intermodal & Freight Programs: Mr. Douglas Frate

General Information

Service Consumption

26,824 Annual Unlinked Trips (UPT)

Service Supplied

363,554 Annual Vehicle Revenue Miles (VRM)

18,575 Annual Vehicle Revenue Hours (VRH)

Summary of Operating Expenses (OE)

\$693,092 Total Operating Expenses

Database Information

NTDID: 4R07-41146

Reporter Type: Rural General Public Transit

Financial Information

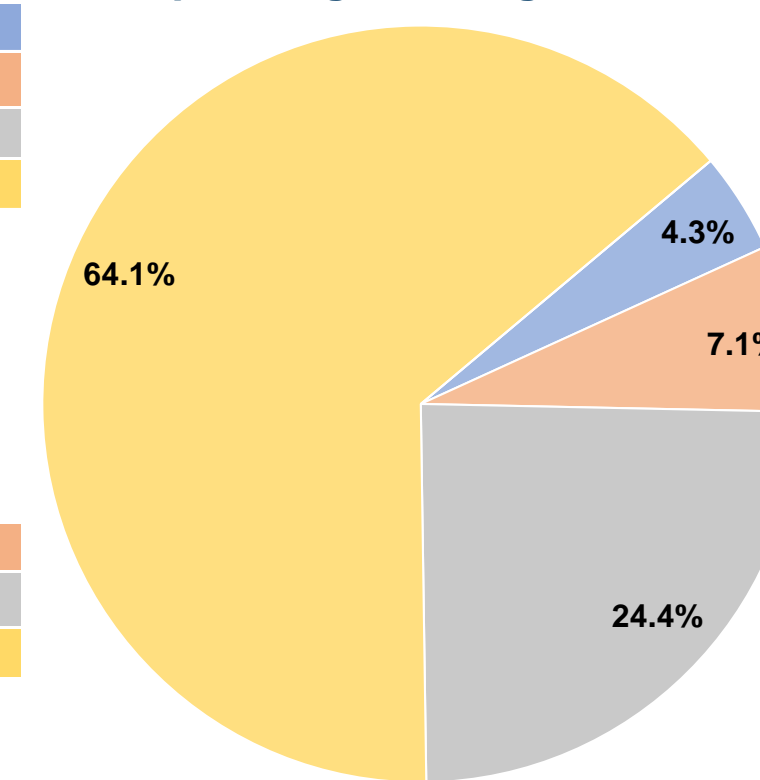
Sources of Operating Funds Expended

Fare Revenues	\$29,768	4.3%
Local Funds	\$49,521	7.1%
State Funds	\$169,387	24.4%
Federal Assistance	\$444,416	64.1%
Other Funds	\$0	0.0%
Total Operating Funds Expended	\$693,092	100.0%

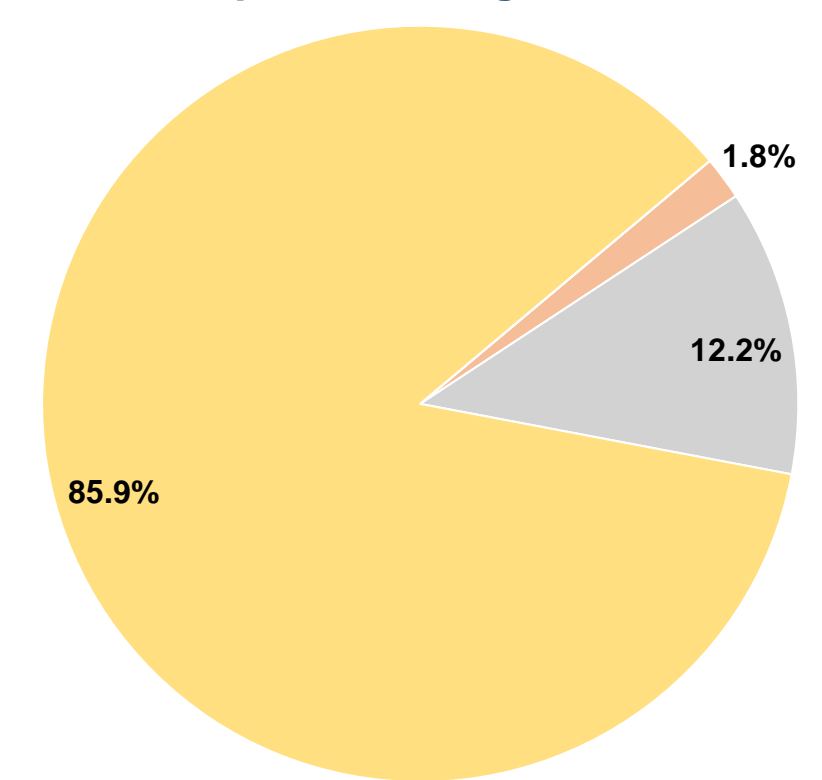
Sources of Capital Funds Expended

Fare Revenues	\$0	0.0%
Local Funds	\$3,529	1.8%
State Funds	\$23,362	12.2%
Federal Assistance	\$163,893	85.9%
Other Funds	\$0	0.0%
Total Capital Funds Expended	\$190,784	100.0%

Operating Funding Sources



Capital Funding Sources



Modal Characteristics

Operation Characteristics

Vehicles Operated at Maximum Service

Mode	Directly Operated	Purchased Transportation	Operating Expenses	Fare Revenues	Uses of Capital Funds	Annual Unlinked Trips	Annual Vehicle Revenue Miles	Annual Vehicle Revenue Hours
Demand Response	13	-	\$693,092	\$29,768	\$190,784	26,824	363,554	18,575
Total	13	-	\$693,092	\$29,768	\$190,784	26,824	363,554	18,575

Performance Measures

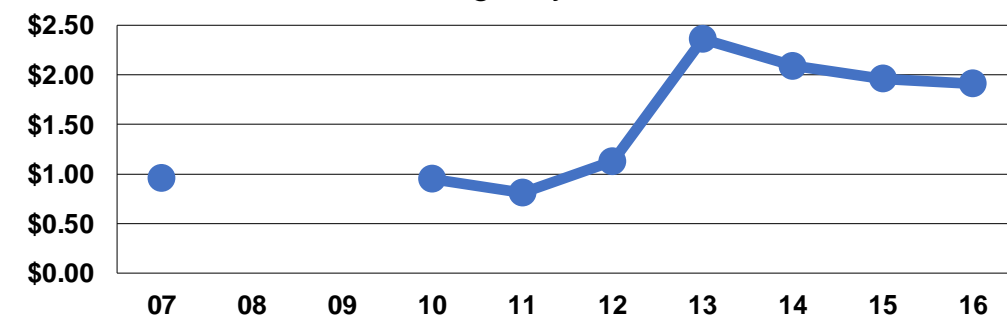
Service Efficiency

Mode	Operating Expenses per Vehicle Revenue Mile	Operating Expenses per Vehicle Revenue Hour
Demand Response	\$1.91	\$37.31
Total	\$1.91	\$37.31

Service Effectiveness

Mode	Operating Expenses per Unlinked Passenger Trip	Unlinked Trips per Vehicle Revenue Mile	Unlinked Trips per Vehicle Revenue Hour
Demand Response	\$25.84	0.1	1.4
Total	\$25.84	0.1	1.4

Operating Expense per Vehicle Revenue Mile: Agency Total



Unlinked Passenger Trips per Vehicle Revenue Mile: Agency Total

