

First Tennessee Human Resource Agency

2016 Annual Agency Profile

General Information

Service Consumption

163,433 Annual Unlinked Trips (UPT)

Service Supplied

2,557,165 Annual Vehicle Revenue Miles (VRM)

111,020 Annual Vehicle Revenue Hours (VRH)

Summary of Operating Expenses (OE)

\$4,055,275 Total Operating Expenses

Database Information

NTDID: 4R08-40950

Reporter Type: Rural General Public Transit

Financial Information

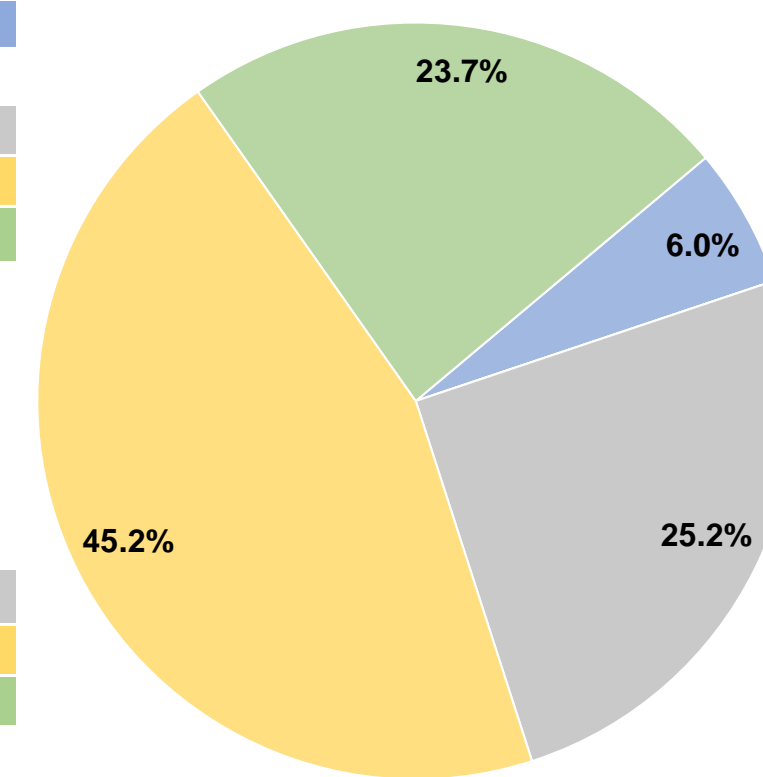
Sources of Operating Funds Expended

Fare Revenues	\$241,765	6.0%
Local Funds	\$0	0.0%
State Funds	\$1,021,124	25.2%
Federal Assistance	\$1,833,134	45.2%
Other Funds	\$959,252	23.7%
Total Operating Funds Expended	\$4,055,275	100.0%

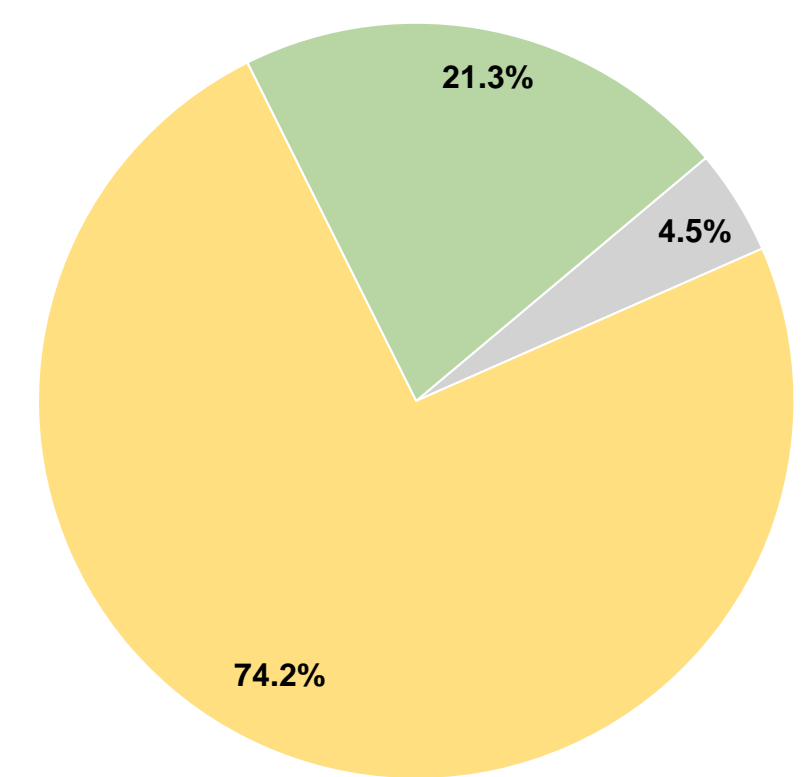
Sources of Capital Funds Expended

Fare Revenues	\$0	0.0%
Local Funds	\$0	0.0%
State Funds	\$41,422	4.5%
Federal Assistance	\$681,519	74.2%
Other Funds	\$195,109	21.3%
Total Capital Funds Expended	\$918,050	100.0%

Operating Funding Sources



Capital Funding Sources



Modal Characteristics

Operation Characteristics

Vehicles Operated at Maximum Service

Mode	Directly Operated	Purchased Transportation	Operating Expenses	Fare Revenues	Uses of Capital Funds	Annual Unlinked Trips	Annual Vehicle Revenue Miles	Annual Vehicle Revenue Hours
Demand Response	91	-	\$4,055,275	\$241,765	\$918,050	163,433	2,557,165	111,020
Total	91	-	\$4,055,275	\$241,765	\$918,050	163,433	2,557,165	111,020

Performance Measures

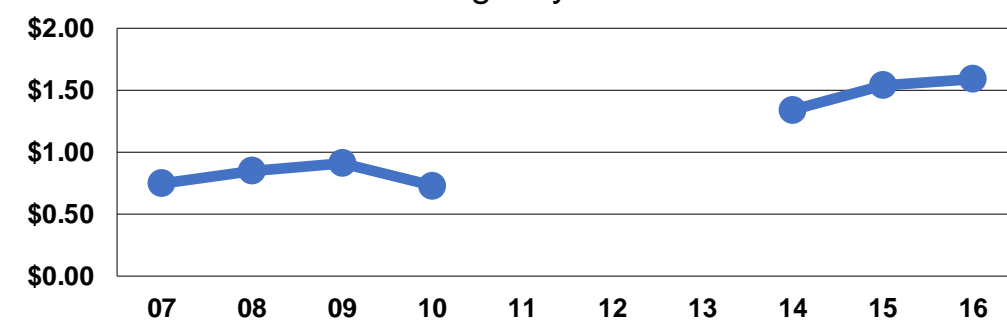
Service Efficiency

Mode	Operating Expenses per Vehicle Revenue Mile	Operating Expenses per Vehicle Revenue Hour
Demand Response	\$1.59	\$36.53
Total	\$1.59	\$36.53

Service Effectiveness

Mode	Operating Expenses per Unlinked Passenger Trip	Unlinked Trips per Vehicle Revenue Mile	Unlinked Trips per Vehicle Revenue Hour
Demand Response	\$24.81	0.1	1.5
Total	\$24.81	0.1	1.5

Operating Expense per Vehicle Revenue Mile: Agency Total



Unlinked Passenger Trips per Vehicle Revenue Mile: Agency Total

