

# Southwest Human Resource Agency

## 2016 Annual Agency Profile

### General Information

#### Service Consumption

135,374 Annual Unlinked Trips (UPT)

#### Service Supplied

2,405,510 Annual Vehicle Revenue Miles (VRM)

128,624 Annual Vehicle Revenue Hours (VRH)

#### Summary of Operating Expenses (OE)

\$3,825,623 Total Operating Expenses

#### Database Information

NTDID: 4R08-41151

Reporter Type: Rural General Public Transit

### Financial Information

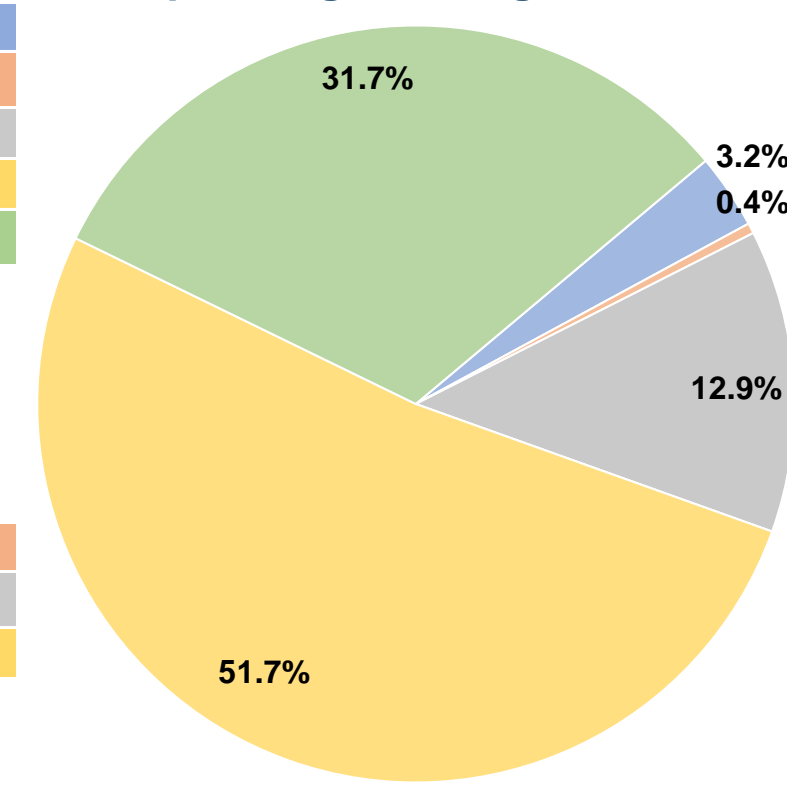
#### Sources of Operating Funds Expended

Fare Revenues	\$122,695	3.2%
Local Funds	\$16,846	0.4%
State Funds	\$494,863	12.9%
Federal Assistance	\$1,979,453	51.7%
Other Funds	\$1,211,766	31.7%
<b>Total Operating Funds Expended</b>	<b>\$3,825,623</b>	<b>100.0%</b>

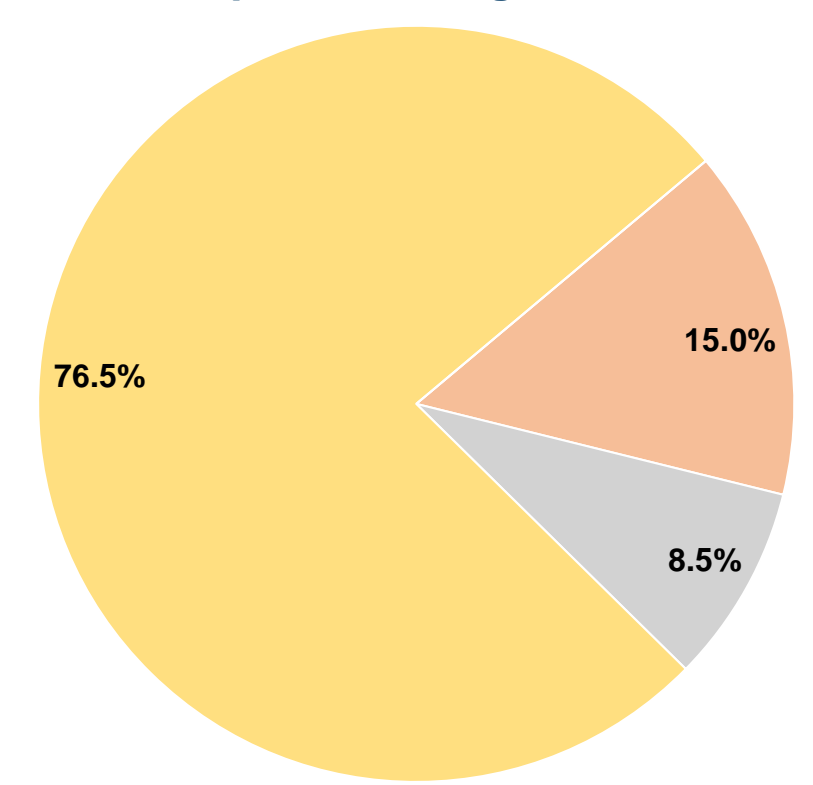
#### Sources of Capital Funds Expended

Fare Revenues	\$0	0.0%
Local Funds	\$40,642	15.0%
State Funds	\$23,073	8.5%
Federal Assistance	\$207,653	76.5%
Other Funds	\$0	0.0%
<b>Total Capital Funds Expended</b>	<b>\$271,368</b>	<b>100.0%</b>

#### Operating Funding Sources



#### Capital Funding Sources



### Modal Characteristics

#### Operation Characteristics

##### Vehicles Operated at Maximum Service

Mode	Directly Operated	Purchased Transportation	Operating Expenses	Fare Revenues	Uses of Capital Funds	Annual Unlinked Trips	Annual Vehicle Revenue Miles	Annual Vehicle Revenue Hours
Demand Response	91	-	\$3,825,623	\$122,695	\$271,368	135,374	2,405,510	128,624
<b>Total</b>	<b>91</b>	<b>-</b>	<b>\$3,825,623</b>	<b>\$122,695</b>	<b>\$271,368</b>	<b>135,374</b>	<b>2,405,510</b>	<b>128,624</b>

#### Performance Measures

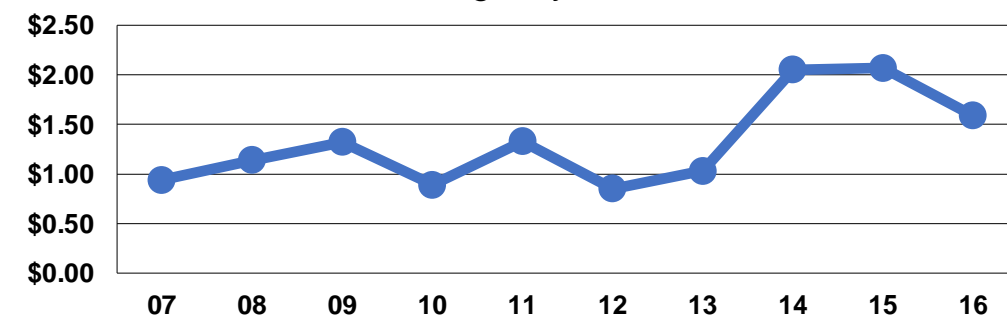
##### Service Efficiency

Mode	Operating Expenses per Vehicle Revenue Mile	Operating Expenses per Vehicle Revenue Hour
Demand Response	\$1.59	\$29.74
<b>Total</b>	<b>\$1.59</b>	<b>\$29.74</b>

##### Service Effectiveness

Mode	Operating Expenses per Unlinked Passenger Trip	Unlinked Trips per Vehicle Revenue Mile	Unlinked Trips per Vehicle Revenue Hour
Demand Response	\$28.26	0.1	1.1
<b>Total</b>	<b>\$28.26</b>	<b>0.1</b>	<b>1.1</b>

Operating Expense per Vehicle Revenue Mile: Agency Total



Unlinked Passenger Trips per Vehicle Revenue Mile: Agency Total

