

General Information

Urbanized Area Statistics - 2010 Census

Cleveland, OH
 772 Square Miles
 1,780,673 Population
 25 Pop. Rank out of 498 UZAs

Service Consumption

197,172,048 Annual Passenger Miles (PMT)
 44,285,601 Annual Unlinked Trips (UPT)
 144,075 Average Weekday Unlinked Trips
 81,506 Average Saturday Unlinked Trips
 55,409 Average Sunday Unlinked Trips

Database Information

NTDID: 50015
 Reporter Type: Full Reporter

Service Area Statistics

458 Square Miles
 1,412,140 Population

Service Supplied

22,566,110 Annual Vehicle Revenue Miles (VRM)
 1,802,195 Annual Vehicle Revenue Hours (VRH)
 545 Vehicles Operated in Maximum Service (VOMS)
 656 Vehicles Available for Maximum Service (VAMS)

Modal Characteristics

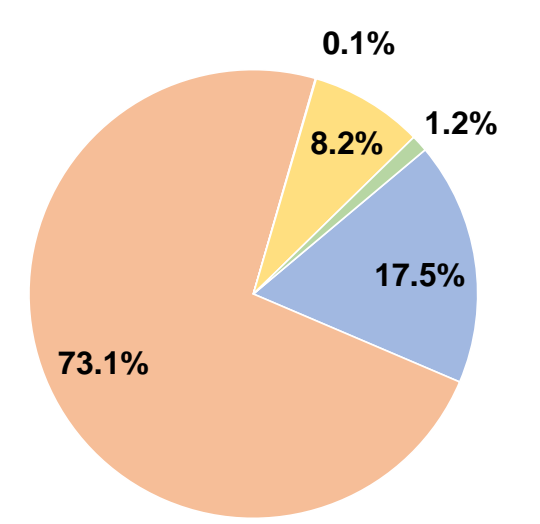
Modal Overview	Vehicles Operated in Maximum Service		Uses of Capital Funds					Total
	Directly Operated	Purchased Transportation	Revenue Vehicles	Systems and Guideways	Facilities and Stations	Other		
Demand Response	68	80	\$0	\$0	\$0	\$0	\$0	
Heavy Rail	20	-	\$187,939	\$4,482,778	\$24,593,887	\$0	\$29,264,604	
Light Rail	13	-	\$217,798	\$4,430,852	\$1,483,089	\$0	\$6,131,739	
Bus	350	-	\$7,516,442	\$363,931	\$7,250,940	\$3,626,367	\$18,757,680	
Bus Rapid Transit	14	-	\$275,099	\$0	\$0	\$0	\$275,099	
Total	465	80	\$8,197,278	\$9,277,561	\$33,327,916	\$3,626,367	\$54,429,122	

Financial Information

Sources of Operating Funds Expended

Fare Revenues	\$47,130,757	17.5%
Local Funds	\$196,430,460	73.1%
State Funds	\$152,704	0.1%
Federal Assistance	\$21,940,397	8.2%
Other Funds	\$3,237,269	1.2%
Total Operating Funds Expended	\$268,891,587	100.0%

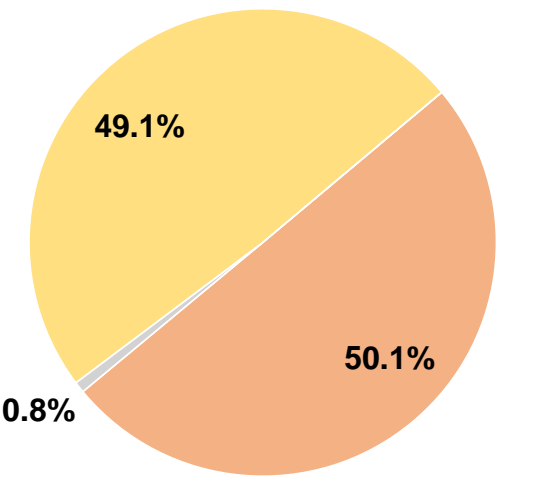
Operating Funding Sources



Sources of Capital Funds Expended

Fare Revenues	\$0	0.0%
Local Funds	\$27,264,586	50.1%
State Funds	\$418,751	0.8%
Federal Assistance	\$26,745,785	49.1%
Other Funds	\$0	0.0%
Total Capital Funds Expended	\$54,429,122	100.0%

Capital Funding Sources



Summary of Operating Expenses (OE)

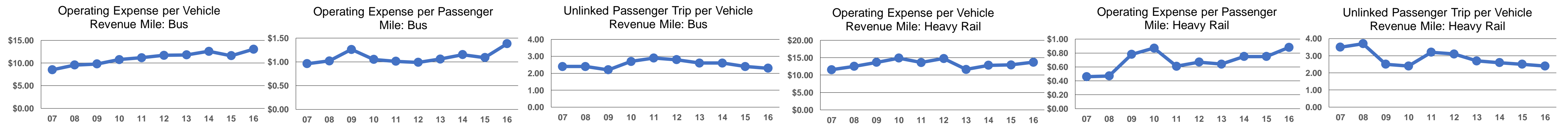
Salary, Wages, Benefits	\$197,088,426	75.2%
Materials and Supplies	\$27,772,954	10.6%
Purchased Transportation	\$8,085,441	3.1%
Other Operating Expenses	\$29,056,823	11.1%
Total Operating Expenses	\$262,003,644	100.0%
Reconciling OE Cash Expenditures	\$6,887,943	
Purchased Transportation (Reported Separately)	\$0	

Operation Characteristics

Mode	Operating Expenses	Fare Revenues	Uses of Capital Funds	Annual Passenger Miles	Annual Unlinked Trips	Annual Vehicle Revenue Miles	Annual Vehicle Revenue Hours	Fixed Guideway Directional Route Miles	Vehicles Available for Maximum Service	Vehicles Operated in Maximum Service	Average Percent Spare Vehicles	Average Fleet Age in Years ^a
Demand Response	\$33,559,047	\$686,107	\$0	4,993,531	633,601	5,343,934	382,457	0.0	166	148	10.8%	4.2
Heavy Rail	\$36,416,277	\$6,828,158	\$29,264,604	41,530,858	6,417,590	2,661,244	139,115	38.1	40	20	50.0%	32.0
Light Rail	\$13,539,245	\$2,626,241	\$6,131,739	14,721,876	2,468,330	776,474	57,683	30.4	48	13	72.9%	35.0
Bus	\$172,047,960	\$32,085,925	\$18,757,680	124,284,327	30,156,644	13,188,669	1,155,747	0.0	378	350	7.4%	8.3
Bus Rapid Transit	\$6,441,115	\$4,904,326	\$275,099	11,641,456	4,609,436	595,789	67,193	14.1	24	14	41.7%	8.8
Total	\$262,003,644	\$47,130,757	\$54,429,122	197,172,048	44,285,601	22,566,110	1,802,195	82.6	656	545	16.9%	

Performance Measures

Mode	Service Efficiency			Service Effectiveness			
	Operating Expenses per Vehicle Revenue Mile	Operating Expenses per Vehicle Revenue Hour	Mode	Operating Expenses per Passenger Mile	Operating Expenses per Unlinked Passenger Trip	Unlinked Trips per Vehicle Revenue Mile	Unlinked Trips per Vehicle Revenue Hour
Demand Response	\$6.28	\$87.75	Demand Response	\$6.72	\$52.97	0.1	1.7
Heavy Rail	\$13.68	\$261.77	Heavy Rail	\$0.88	\$5.67	2.4	46.1
Light Rail	\$17.44	\$234.72	Light Rail	\$0.92	\$5.49	3.2	42.8
Bus	\$13.05	\$148.86	Bus	\$1.38	\$5.71	2.3	26.1
Bus Rapid Transit	\$10.81	\$95.86	Bus Rapid Transit	\$0.55	\$1.40	7.7	68.6
Total	\$11.61	\$145.38	Total	\$1.33	\$5.92	2.0	24.6



Notes:

^aDemand Response - Taxi (DT) and non-dedicated fleets do not report fleet age data.