

General Information

Urbanized Area (UZA) Statistics - 2010 Census

Battle Creek, MI
53 Square Miles
78,393 Population
363 Pop. Rank out of 498 UZAs

Other UZAs Served

0 Michigan Non-UZA

Service Area Statistics

73 Square Miles
87,735 Population

Service Consumption

550,219 Annual Unlinked Trips (UPT)

Service Supplied

532,845 Annual Vehicle Revenue Miles (VRM)
39,947 Annual Vehicle Revenue Hours (VRH)

Database Information

NTDID: 50030

Reporter Type: Reduced Reporter

Financial Information

Sources of Operating Funds Expended

Fare Revenues	\$374,382	10.1%
Local Funds	\$676,643	18.3%
State Funds	\$1,578,813	42.6%
Federal Assistance	\$1,041,016	28.1%
Other Funds	\$33,098	0.9%

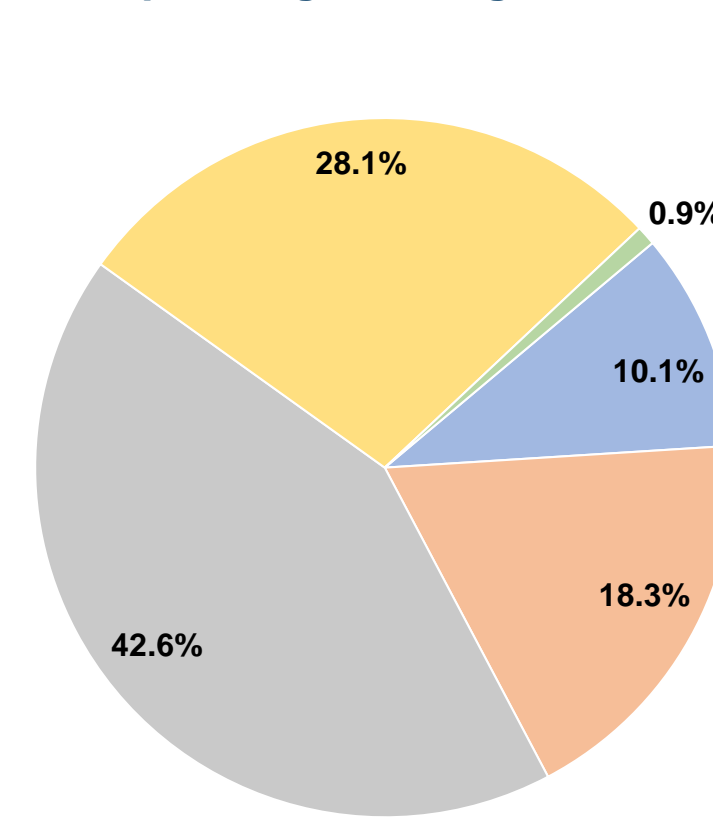
Total Operating Funds Expended \$3,703,952 100.0%

Sources of Capital Funds Expended

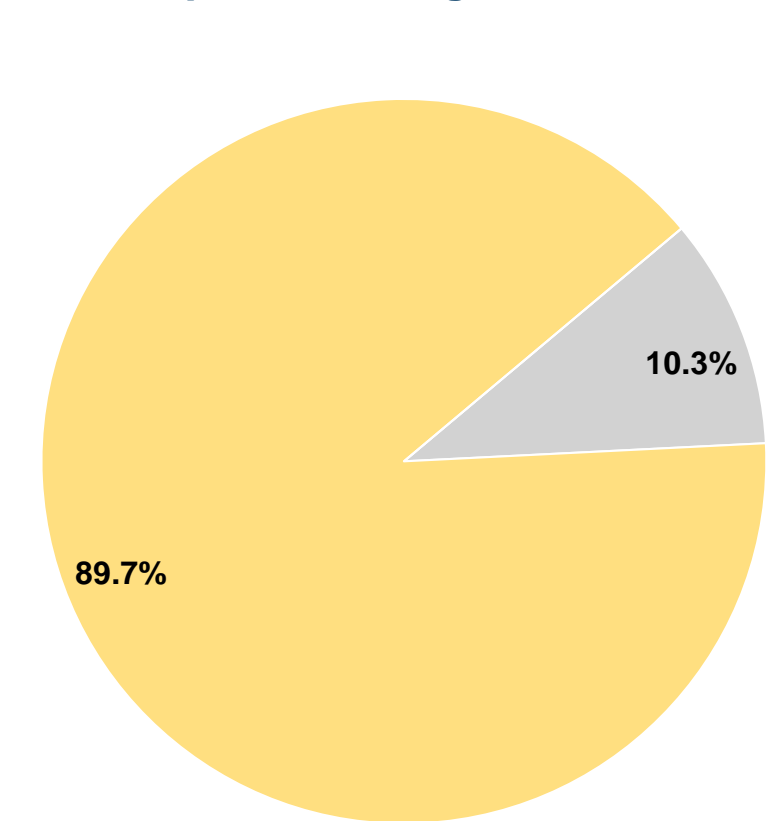
Fare Revenues	\$0	0.0%
Local Funds	\$0	0.0%
State Funds	\$17,817	10.3%
Federal Assistance	\$154,924	89.7%
Other Funds	\$0	0.0%

Total Capital Funds Expended \$172,741 100.0%

Operating Funding Sources



Capital Funding Sources



Modal Characteristics

Operation Characteristics

Vehicles Operated at Maximum Service

Mode	Directly Operated	Purchased Transportation	Operating Expenses	Fare Revenues	Uses of Capital Funds	Annual Unlinked Trips	Annual Vehicle Revenue Miles	Annual Vehicle Revenue Hours	Average Fleet Age in Years ^a
Demand Response	7	-	\$961,545	\$42,680	\$0	26,293	120,643	11,807	4.0
Bus	14	-	\$2,742,407	\$331,702	\$172,741	523,926	412,202	28,140	8.7
Total	21	-	\$3,703,952	\$374,382	\$172,741	550,219	532,845	39,947	

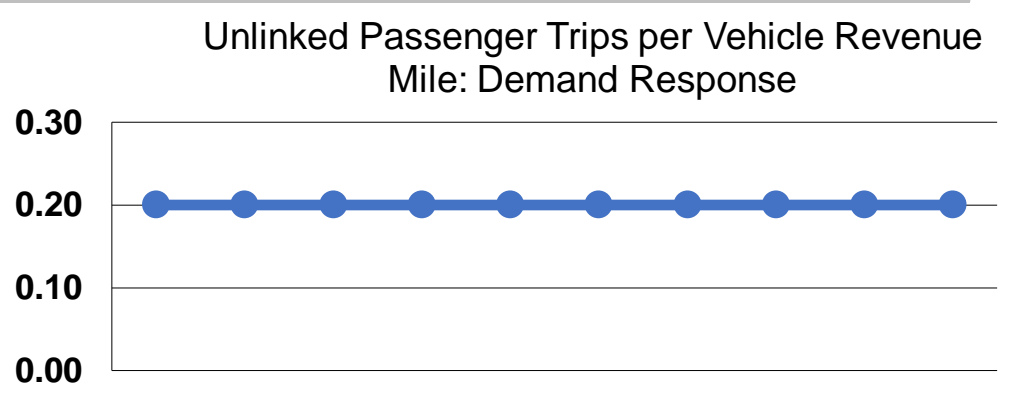
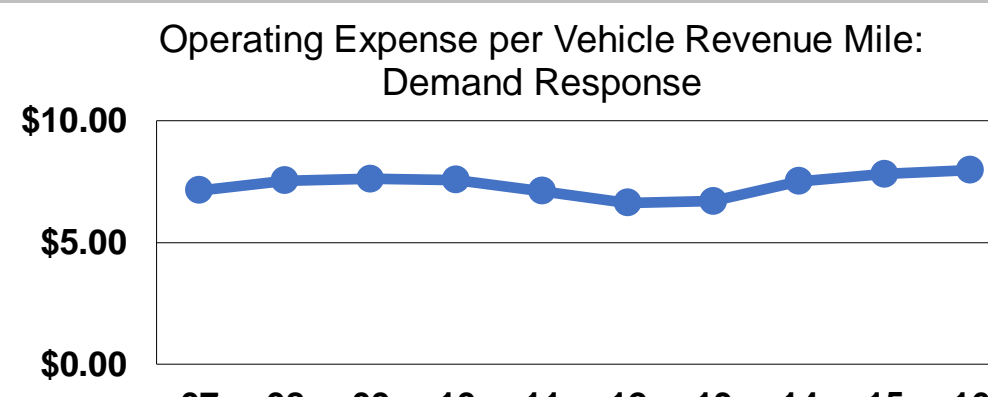
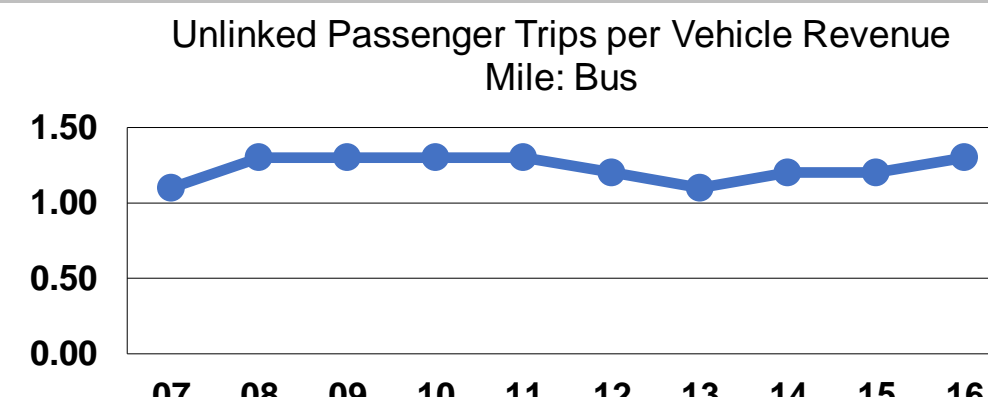
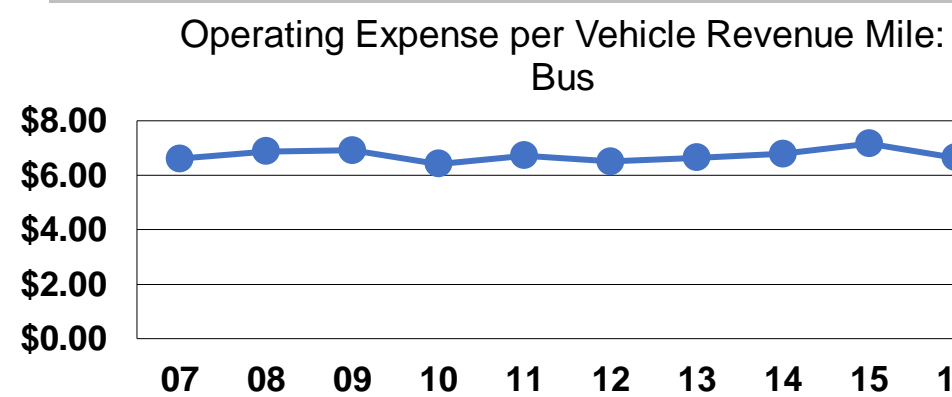
Performance Measures

Service Efficiency

Mode	Operating Expenses per Vehicle Revenue Mile	Operating Expenses per Vehicle Revenue Hour
Demand Response	\$7.97	\$81.44
Bus	\$6.65	\$97.46
Total	\$6.95	\$92.72

Service Effectiveness

Mode	Operating Expenses per Unlinked Passenger Trip	Unlinked Trips per Vehicle Revenue Mile	Unlinked Trips per Vehicle Revenue Hour
Demand Response	\$36.57	0.2	2.2
Bus	\$5.23	1.3	18.6
Total	\$6.73	1.0	13.8



Notes:

^aDemand Response - Taxi (DT) and non-dedicated fleets do not report fleet age data.