

General Information

Urbanized Area (UZA) Statistics - 2010 Census

Anderson, IN
66 Square Miles
88,133 Population
330 Pop. Rank out of 498 UZAs

Other UZAs Served

0 Indiana Non-UZA

Service Area Statistics

45 Square Miles
55,305 Population

Service Consumption

225,319 Annual Unlinked Trips (UPT)

Service Supplied

433,049 Annual Vehicle Revenue Miles (VRM)
32,609 Annual Vehicle Revenue Hours (VRH)

Database Information

NTDID: 50041

Reporter Type: Reduced Reporter

Financial Information

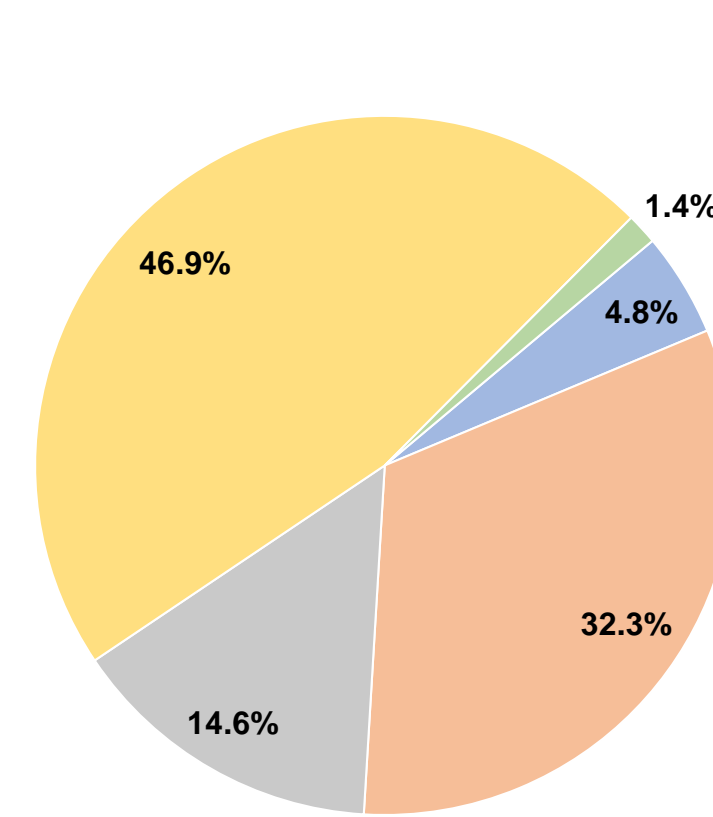
Sources of Operating Funds Expended

Fare Revenues	\$117,266	4.8%
Local Funds	\$786,895	32.3%
State Funds	\$356,697	14.6%
Federal Assistance	\$1,143,592	46.9%
Other Funds	\$34,830	1.4%
Total Operating Funds Expended	\$2,439,280	100.0%

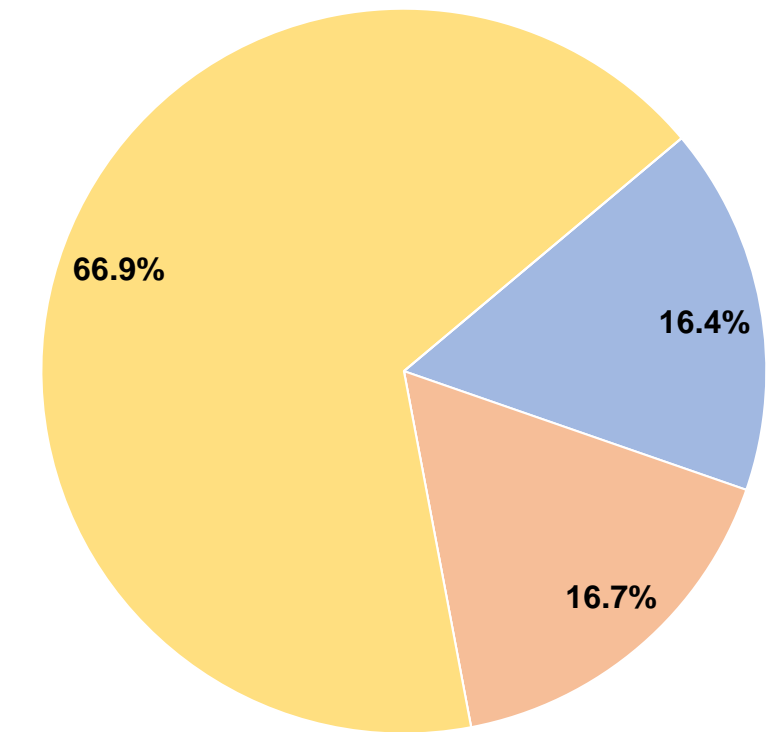
Sources of Capital Funds Expended

Fare Revenues	\$45,852	16.4%
Local Funds	\$46,664	16.7%
State Funds	\$0	0.0%
Federal Assistance	\$186,656	66.9%
Other Funds	\$0	0.0%
Total Capital Funds Expended	\$279,172	100.0%

Operating Funding Sources



Capital Funding Sources



Modal Characteristics

Operation Characteristics

Vehicles Operated at Maximum Service

Mode	Directly Operated	Purchased Transportation	Operating Expenses	Fare Revenues	Uses of Capital Funds	Annual Unlinked Trips	Annual Vehicle Revenue Miles	Annual Vehicle Revenue Hours	Average Fleet Age in Years ^a
Demand Response	8	-	\$609,820	\$45,852	\$279,172	25,138	111,386	8,821	4.1
Bus	7	-	\$1,829,460	\$117,266	\$0	200,181	321,663	23,788	3.4
Total	15	-	\$2,439,280	\$163,118	\$279,172	225,319	433,049	32,609	

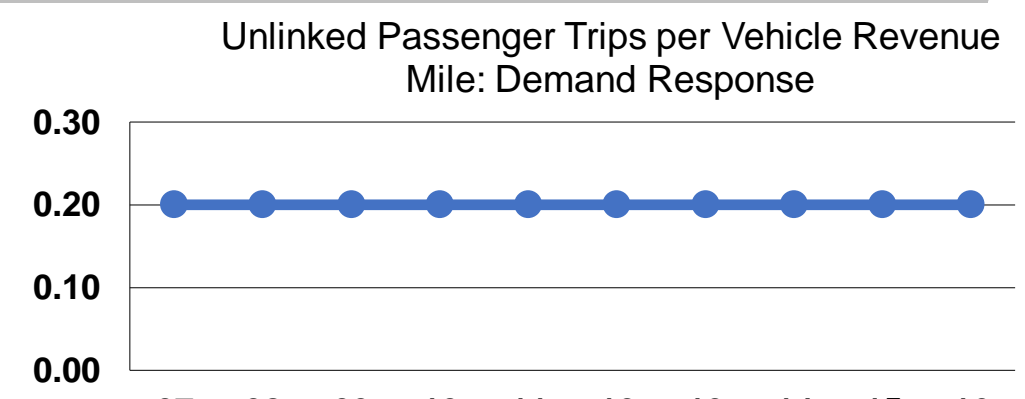
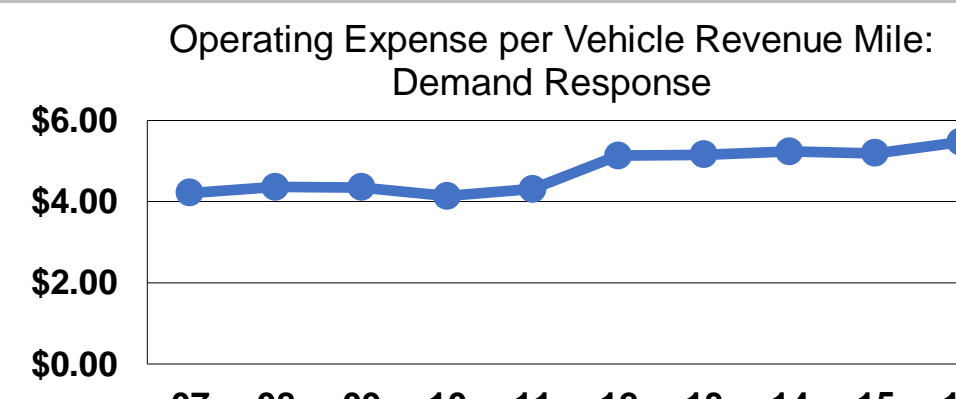
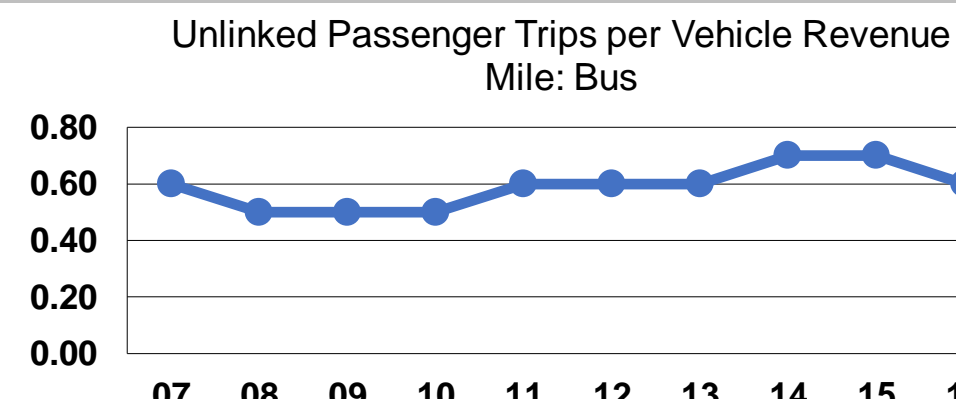
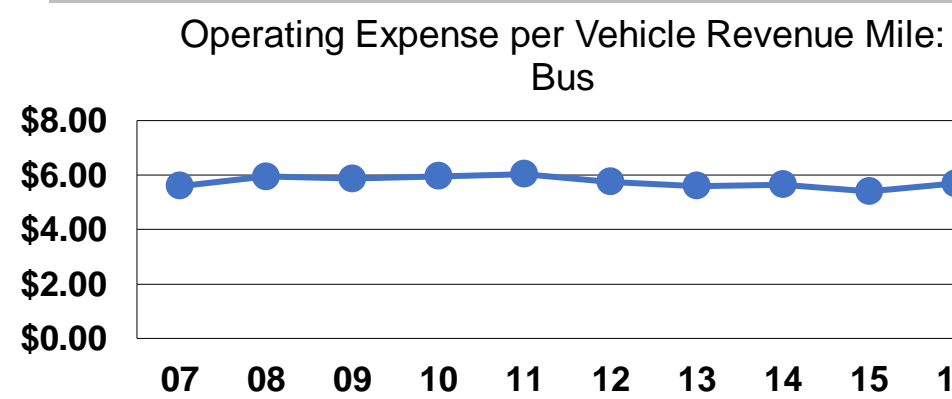
Performance Measures

Service Efficiency

Mode	Operating Expenses per Vehicle Revenue Mile	Operating Expenses per Vehicle Revenue Hour
Demand Response	\$5.47	\$69.13
Bus	\$5.69	\$76.91
Total	\$5.63	\$74.80

Service Effectiveness

Mode	Operating Expenses per Unlinked Passenger Trip	Unlinked Trips per Vehicle Revenue Mile	Unlinked Trips per Vehicle Revenue Hour
Demand Response	\$24.26	0.2	2.9
Bus	\$9.14	0.6	8.4
Total	\$10.83	0.5	6.9



Notes:

^aDemand Response - Taxi (DT) and non-dedicated fleets do not report fleet age data.