

Wausau Area Transit System

2016 Annual Agency Profile

Transit Director: Mr. Greg Seubert

General Information

Urbanized Area (UZA) Statistics - 2010 Census

Wausau, WI
47 Square Miles
74,632 Population
375 Pop. Rank out of 498 UZAs

Service Area Statistics

19 Square Miles
39,302 Population

Service Consumption

532,852 Annual Unlinked Trips (UPT)

Service Supplied

384,854 Annual Vehicle Revenue Miles (VRM)
27,412 Annual Vehicle Revenue Hours (VRH)

Database Information

NTDID: 50091

Reporter Type: Reduced Reporter

Financial Information

Sources of Operating Funds Expended

Fare Revenues	\$411,828	14.9%
Local Funds	\$580,494	21.0%
State Funds	\$743,136	26.9%
Federal Assistance	\$968,427	35.1%
Other Funds	\$56,975	2.1%

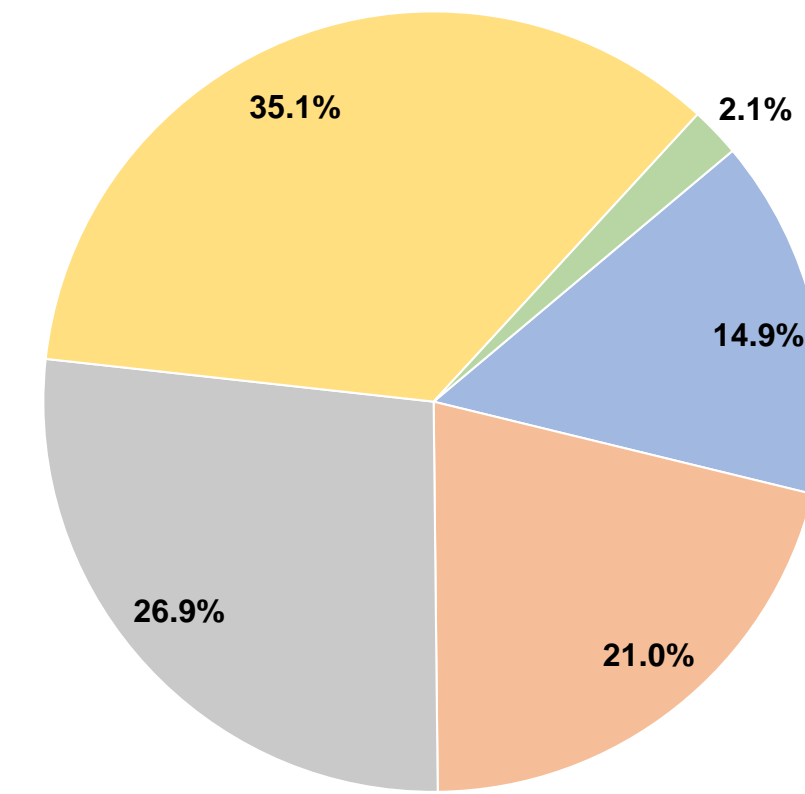
Total Operating Funds Expended \$2,760,860 100.0%

Sources of Capital Funds Expended

Fare Revenues	\$0
Local Funds	\$0
State Funds	\$0
Federal Assistance	\$0
Other Funds	\$0

Total Capital Funds Expended \$0

Operating Funding Sources



Modal Characteristics

Operation Characteristics

Vehicles Operated at Maximum Service

Mode	Directly Operated	Purchased Transportation	Operating Expenses	Fare Revenues	Uses of Capital Funds	Annual Unlinked Trips	Annual Vehicle Revenue Miles	Annual Vehicle Revenue Hours	Average Fleet Age in Years ^a
Demand Response	3	-	\$147,836	\$6,776	\$0	3,021	8,376	690	4.0
Bus	18	-	\$2,613,024	\$405,052	\$0	529,831	376,478	26,722	7.6
Total	21	-	\$2,760,860	\$411,828	\$0	532,852	384,854	27,412	

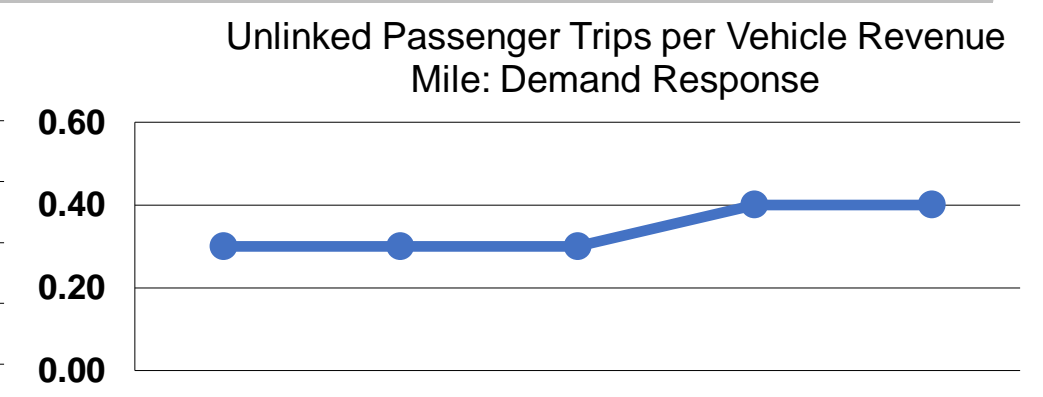
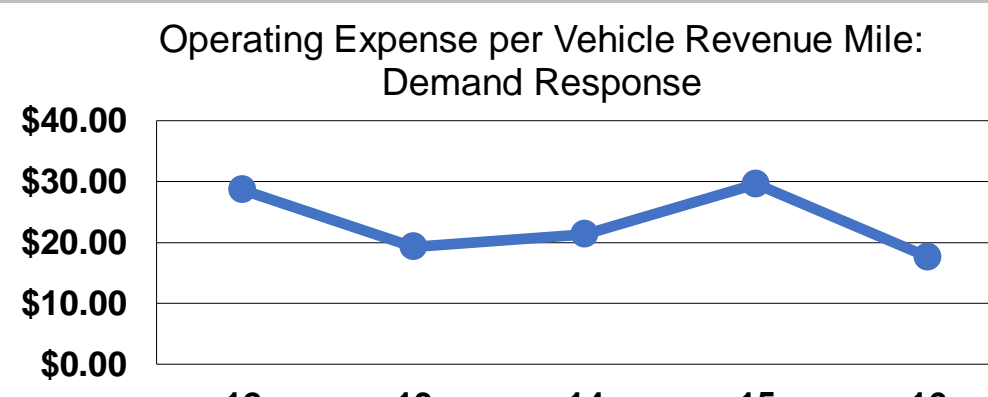
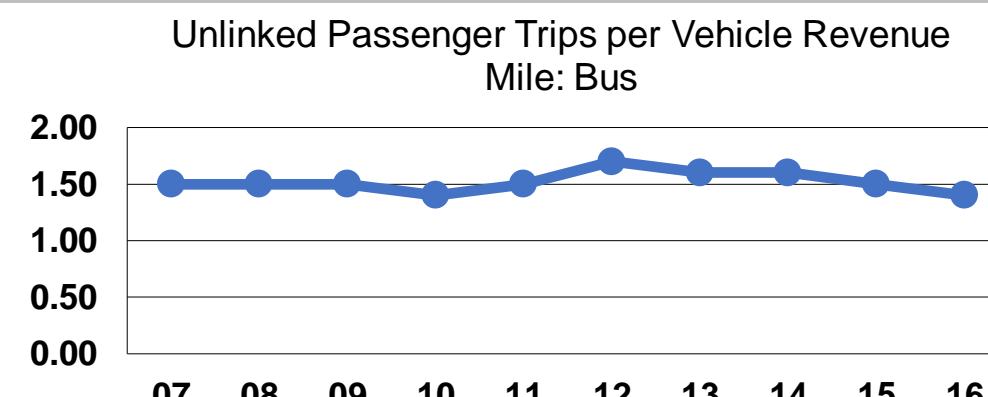
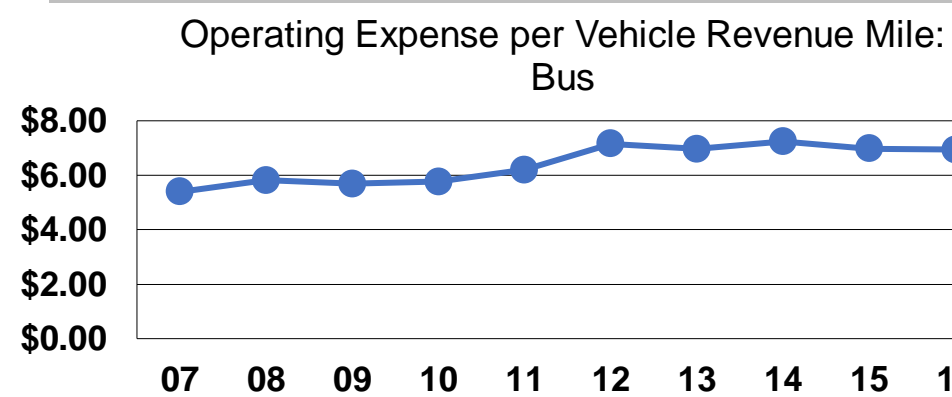
Performance Measures

Service Efficiency

Mode	Operating Expenses per Vehicle Revenue Mile	Operating Expenses per Vehicle Revenue Hour
Demand Response	\$17.65	\$214.26
Bus	\$6.94	\$97.79
Total	\$7.17	\$100.72

Service Effectiveness

Mode	Operating Expenses per Unlinked Passenger Trip	Unlinked Trips per Vehicle Revenue Mile	Unlinked Trips per Vehicle Revenue Hour
Demand Response	\$48.94	0.4	4.4
Bus	\$4.93	1.4	19.8
Total	\$5.18	1.4	19.4



Notes:

^aDemand Response - Taxi (DT) and non-dedicated fleets do not report fleet age data.