

General Information

Urbanized Area (UZA) Statistics - 2010 Census

Lima, OH
 52 Square Miles
 72,852 Population
 381 Pop. Rank out of 498 UZAs

Other UZAs Served

0 Ohio Non-UZA

Service Area Statistics

407 Square Miles
 106,094 Population

Service Consumption

386,268 Annual Unlinked Trips (UPT)

Service Supplied

681,123 Annual Vehicle Revenue Miles (VRM)
 49,552 Annual Vehicle Revenue Hours (VRH)

Database Information

NTDID: 50093

Reporter Type: Reduced Reporter

Financial Information

Sources of Operating Funds Expended

Fare Revenues	\$203,690	7.5%
Local Funds	\$128,096	4.7%
State Funds	\$137,487	5.0%
Federal Assistance	\$1,538,281	56.3%
Other Funds	\$722,775	26.5%

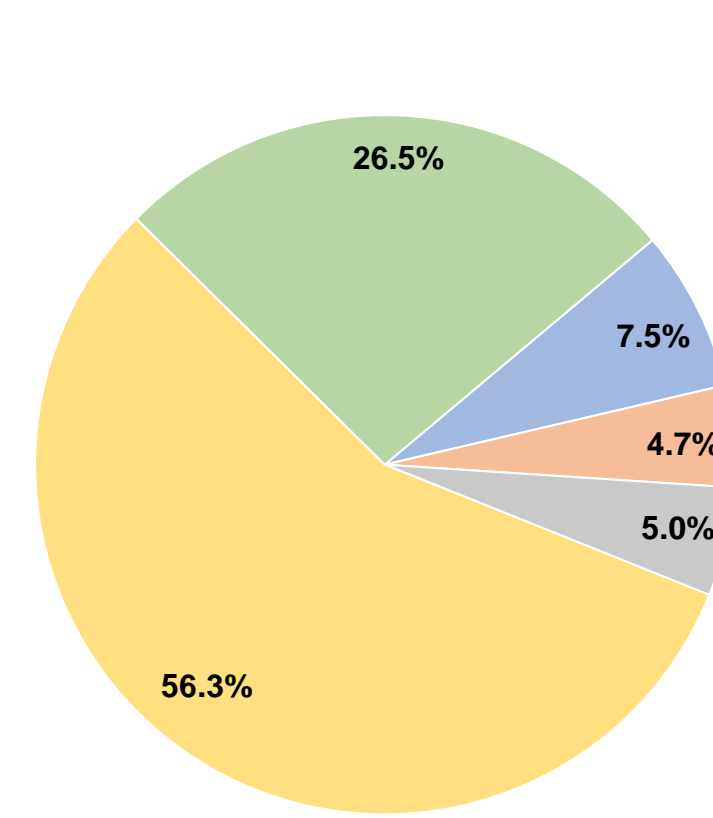
Total Operating Funds Expended \$2,730,329 100.0%

Sources of Capital Funds Expended

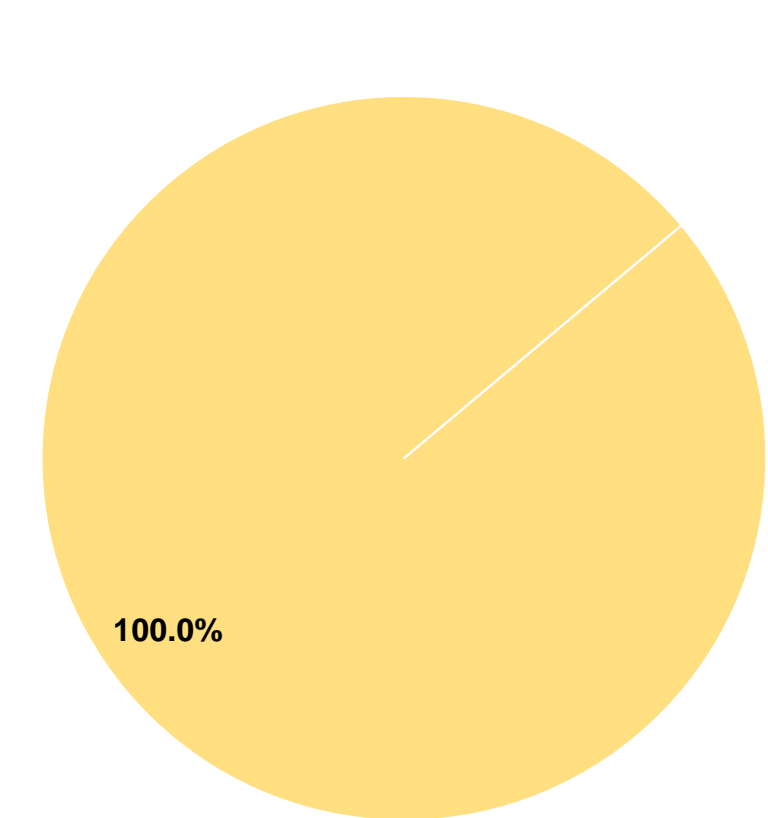
Fare Revenues	\$0	0.0%
Local Funds	\$0	0.0%
State Funds	\$0	0.0%
Federal Assistance	\$391,038	100.0%
Other Funds	\$0	0.0%

Total Capital Funds Expended \$391,038 100.0%

Operating Funding Sources



Capital Funding Sources



Modal Characteristics

Operation Characteristics

Vehicles Operated at Maximum Service

Mode	Directly Operated	Purchased Transportation	Operating Expenses	Fare Revenues	Uses of Capital Funds	Annual Unlinked Trips	Annual Vehicle Revenue Miles	Annual Vehicle Revenue Hours	Average Fleet Age in Years ^a
Demand Response	15	-	\$688,328	\$14,766	\$0	36,459	269,531	19,310	2.1
Bus	8	-	\$2,042,001	\$188,924	\$391,038	349,809	411,592	30,242	4.8
Total	23	-	\$2,730,329	\$203,690	\$391,038	386,268	681,123	49,552	

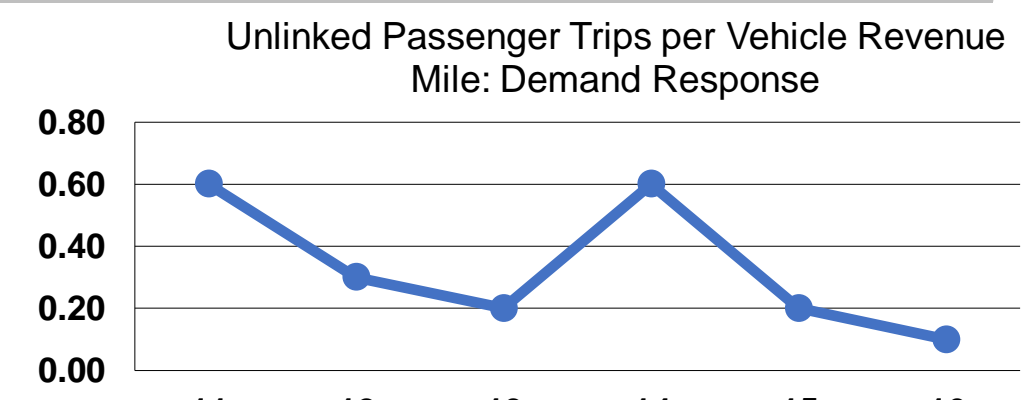
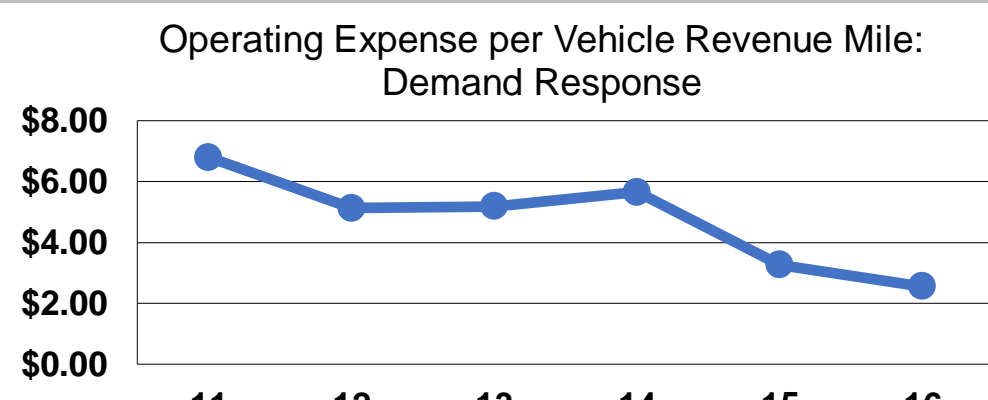
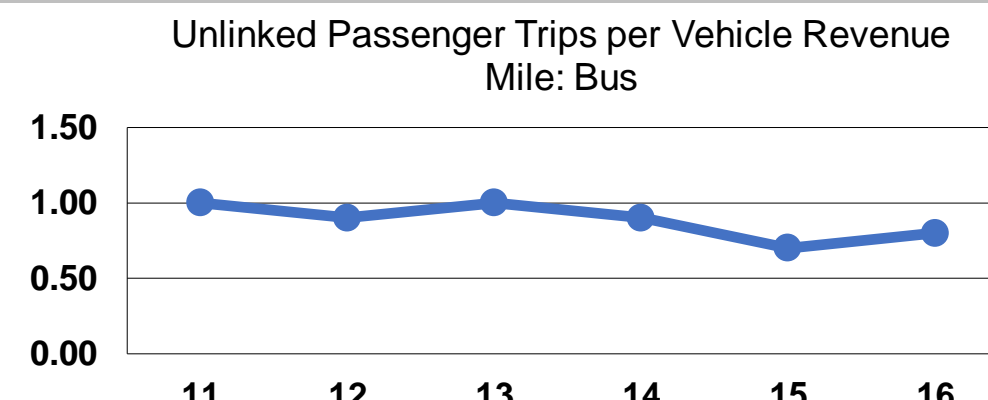
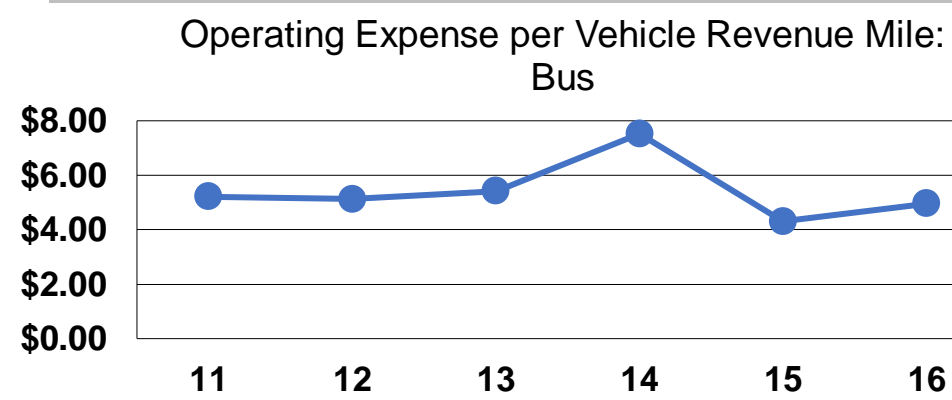
Performance Measures

Service Efficiency

Mode	Operating Expenses per Vehicle Revenue Mile	Operating Expenses per Vehicle Revenue Hour
Demand Response	\$2.55	\$35.65
Bus	\$4.96	\$67.52
Total	\$4.01	\$55.10

Service Effectiveness

Mode	Operating Expenses per Unlinked Passenger Trip	Unlinked Trips per Vehicle Revenue Mile	Unlinked Trips per Vehicle Revenue Hour
Demand Response	\$18.88	0.1	1.9
Bus	\$5.84	0.9	11.6
Total	\$7.07	0.6	7.8



Notes:

^aDemand Response - Taxi (DT) and non-dedicated fleets do not report fleet age data.