

General Information

Urbanized Area (UZA) Statistics - 2010 Census

Huntington, WV-KY-OH
130 Square Miles
202,637 Population
178 Pop. Rank out of 498 UZAs

Other UZAs Served

0 Ohio Non-UZA

Service Area Statistics

67 Square Miles
113,532 Population

Service Consumption

8,342 Annual Unlinked Trips (UPT)

Service Supplied

119,546 Annual Vehicle Revenue Miles (VRM)
9,475 Annual Vehicle Revenue Hours (VRH)

Database Information

NTDID: 50186

Reporter Type: Reduced Reporter

Financial Information

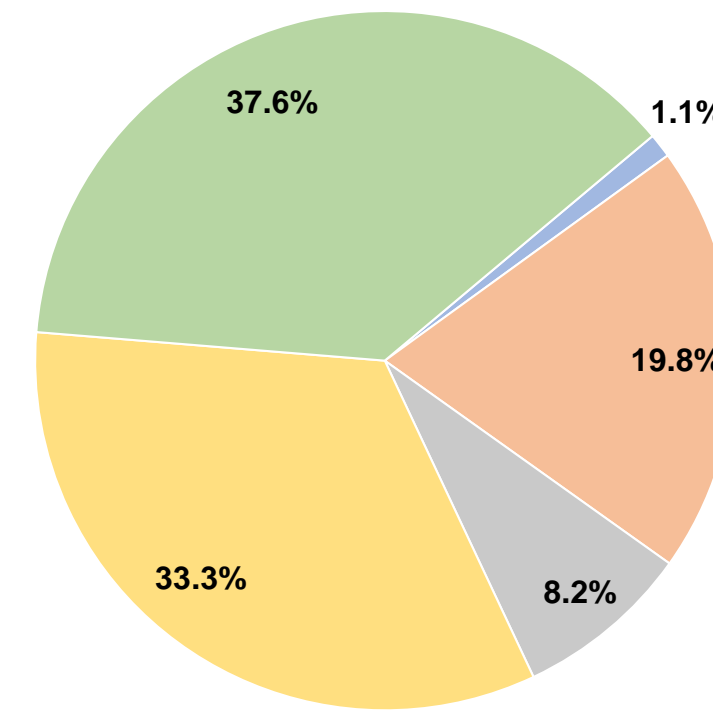
Sources of Operating Funds Expended

Fare Revenues	\$5,005	1.1%
Local Funds	\$88,248	19.8%
State Funds	\$36,264	8.2%
Federal Assistance	\$148,119	33.3%
Other Funds	\$167,197	37.6%
Total Operating Funds Expended	\$444,833	100.0%

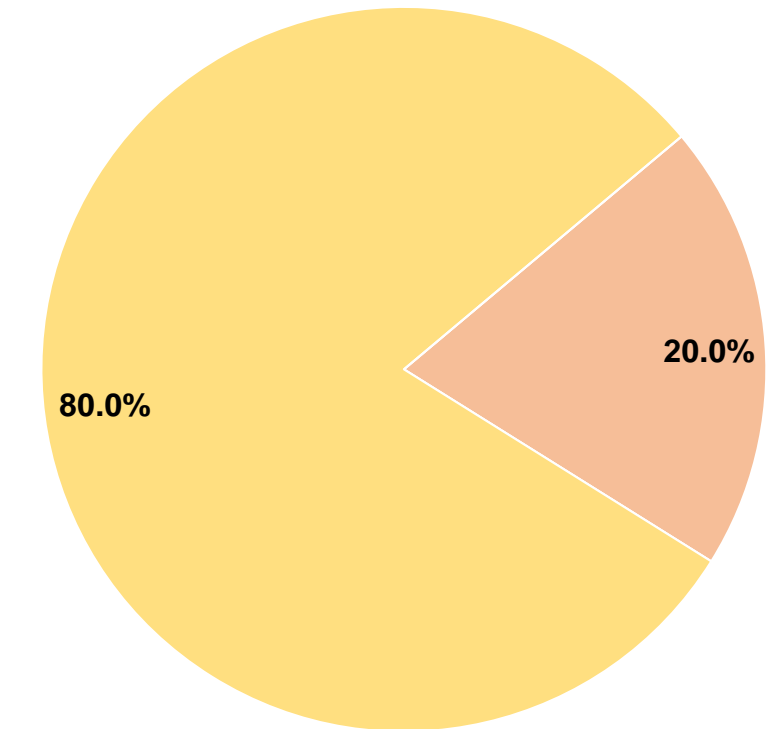
Sources of Capital Funds Expended

Fare Revenues	\$0	0.0%
Local Funds	\$17,764	20.0%
State Funds	\$0	0.0%
Federal Assistance	\$71,056	80.0%
Other Funds	\$0	0.0%
Total Capital Funds Expended	\$88,820	100.0%

Operating Funding Sources



Capital Funding Sources



Modal Characteristics

Operation Characteristics

Vehicles Operated at Maximum Service

Mode	Directly Operated	Purchased Transportation	Operating Expenses	Fare Revenues	Uses of Capital Funds	Annual Unlinked Trips	Annual Vehicle Revenue Miles	Annual Vehicle Revenue Hours	Average Fleet Age in Years ^a
Demand Response	-	11	\$444,833	\$5,005	\$88,820	8,342	119,546	9,475	7.3
Total	-	11	\$444,833	\$5,005	\$88,820	8,342	119,546	9,475	

Performance Measures

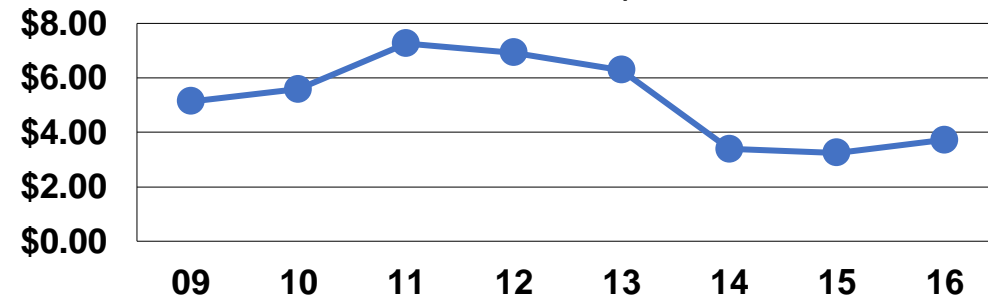
Service Efficiency

Mode	Operating Expenses per Vehicle Revenue Mile	Operating Expenses per Vehicle Revenue Hour
Demand Response	\$3.72	\$46.95
Total	\$3.72	\$46.95

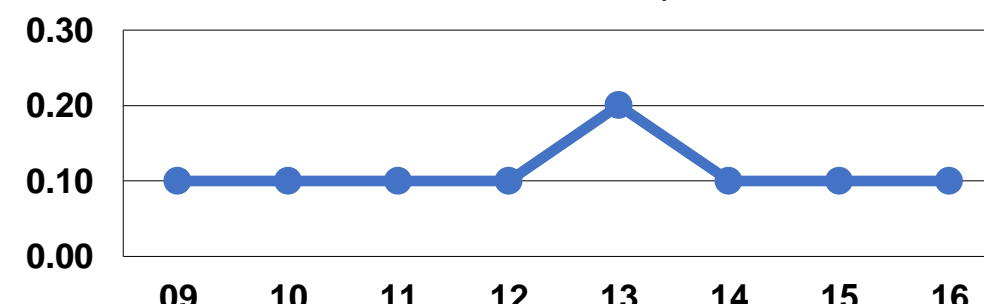
Service Effectiveness

Mode	Operating Expenses per Unlinked Passenger Trip	Unlinked Trips per Vehicle Revenue Mile	Unlinked Trips per Vehicle Revenue Hour
Demand Response	\$53.32	0.1	0.9
Total	\$53.32	0.1	0.9

Operating Expense per Vehicle Revenue Mile: Demand Response



Unlinked Passenger Trips per Vehicle Revenue Mile: Demand Response



Notes:

^aDemand Response - Taxi (DT) and non-dedicated fleets do not report fleet age data.

*This agency has a purchased transportation relationship in which they buy service from The Tri-State Transit Authority (NTDID: 30002), and in which the data are captured in another report for mode MB/PT.