

General Information

Urbanized Area (UZA) Statistics - 2010 Census

Indianapolis, IN
706 Square Miles
1,487,483 Population
33 Pop. Rank out of 498 UZAs

Other UZAs Served

322 Muncie, IN, 0 Indiana Non-UZA, 330 Anderson, IN

Service Area Statistics

3,906 Square Miles
2,053,107 Population

Service Consumption

126,141 Annual Unlinked Trips (UPT)

Service Supplied

691,497 Annual Vehicle Revenue Miles (VRM)
19,698 Annual Vehicle Revenue Hours (VRH)

Database Information

NTDID: 50209

Reporter Type: Reduced Reporter

Financial Information

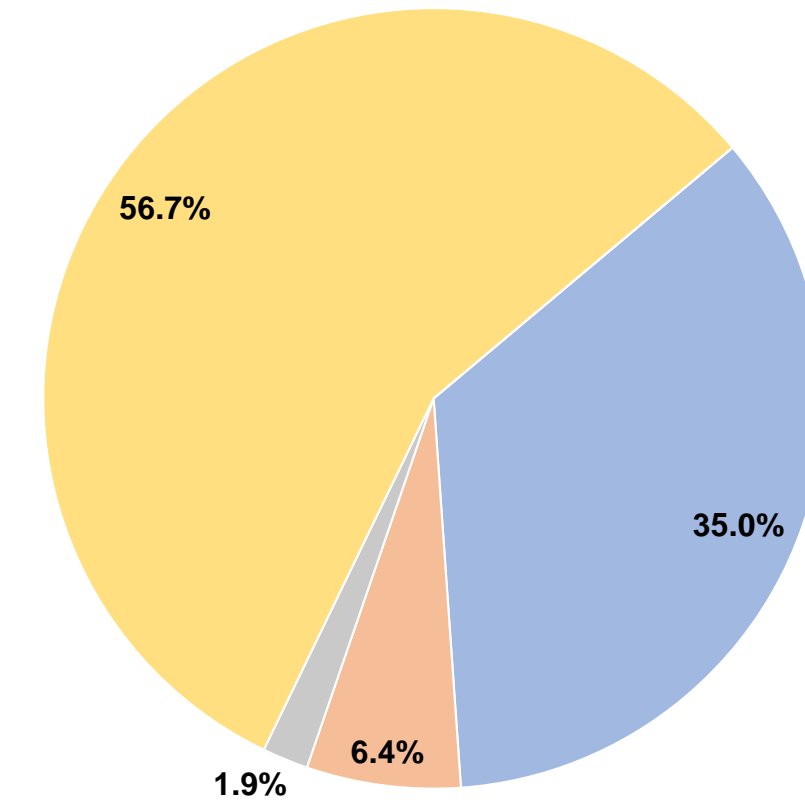
Sources of Operating Funds Expended

Fare Revenues	\$459,662	35.0%
Local Funds	\$83,797	6.4%
State Funds	\$25,000	1.9%
Federal Assistance	\$745,053	56.7%
Other Funds	\$0	0.0%
Total Operating Funds Expended	\$1,313,512	100.0%

Sources of Capital Funds Expended

Fare Revenues	\$0
Local Funds	\$0
State Funds	\$0
Federal Assistance	\$0
Other Funds	\$0
Total Capital Funds Expended	\$0

Operating Funding Sources



Modal Characteristics

Operation Characteristics

Vehicles Operated at Maximum Service

Mode	Directly Operated	Purchased Transportation	Operating Expenses	Fare Revenues	Uses of Capital Funds	Annual Unlinked Trips	Annual Vehicle Revenue Miles	Annual Vehicle Revenue Hours	Average Fleet Age in Years ^a
Commuter Bus	-	3	\$586,818	\$43,899	\$0	42,838	212,619	9,086	0.0
Vanpool	-	26	\$561,750	\$415,763	\$0	83,303	478,878	10,612	0.8
Total	-	29	\$1,148,568	\$459,662	\$0	126,141	691,497	19,698	

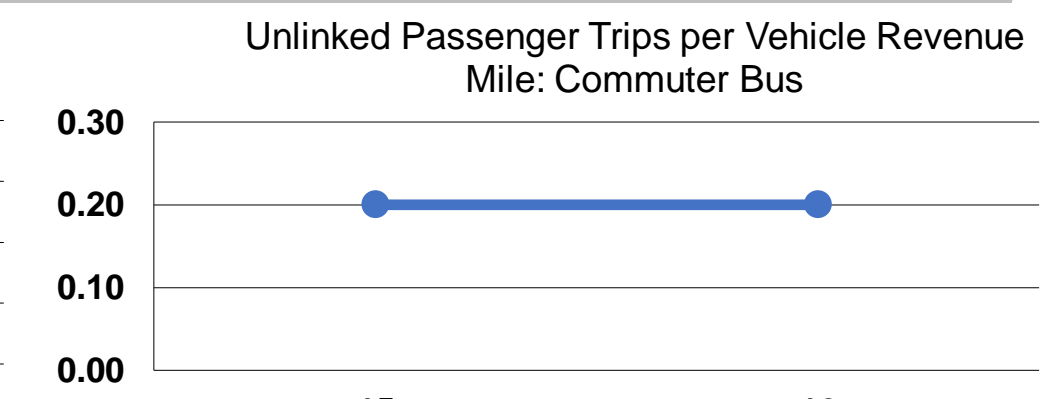
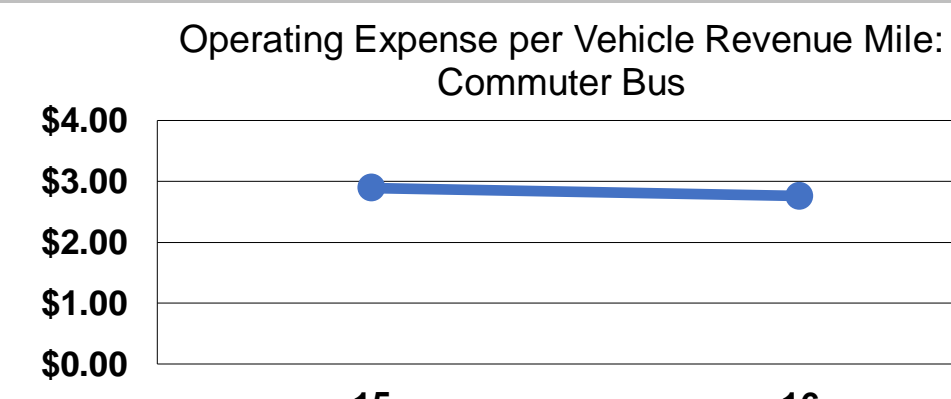
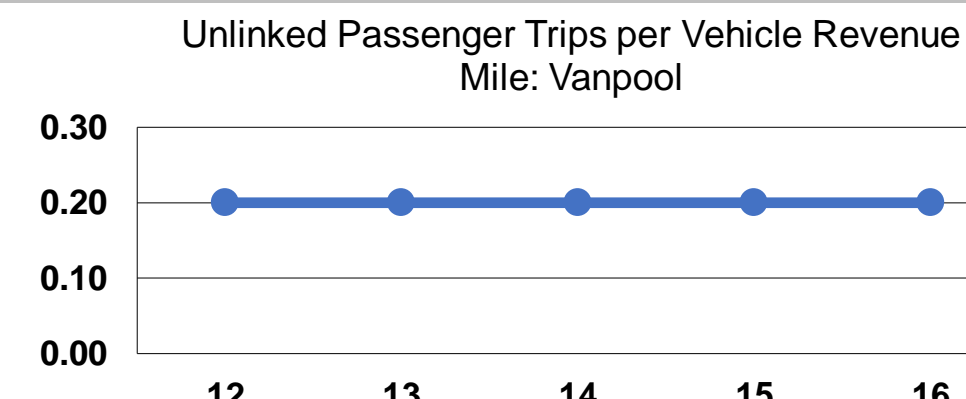
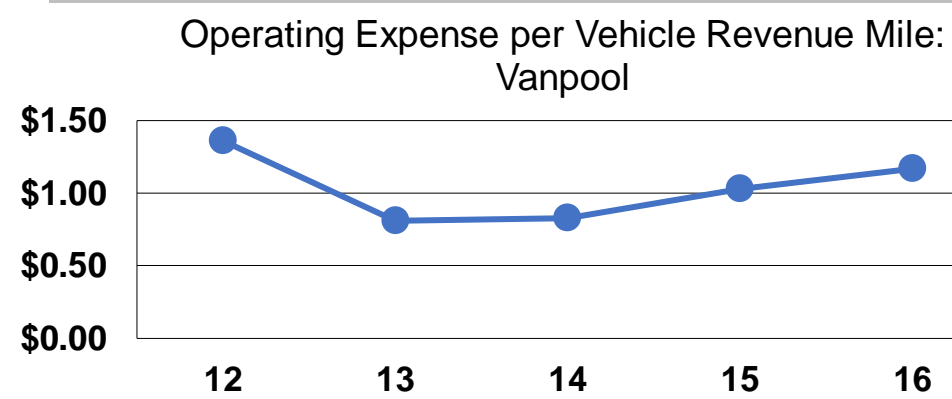
Performance Measures

Service Efficiency

Mode	Operating Expenses per Vehicle Revenue Mile	Operating Expenses per Vehicle Revenue Hour
Commuter Bus	\$2.76	\$64.58
Vanpool	\$1.17	\$52.94
Total	\$1.66	\$58.31

Service Effectiveness

Mode	Operating Expenses per Unlinked Passenger Trip	Unlinked Trips per Vehicle Revenue Mile	Unlinked Trips per Vehicle Revenue Hour
Commuter Bus	\$13.70	0.2	4.7
Vanpool	\$6.74	0.2	7.9
Total	\$9.11	0.2	6.4



Notes:

^aDemand Response - Taxi (DT) and non-dedicated fleets do not report fleet age data.