

Voluntary Action Center

2016 Annual Agency Profile

General Information

Urbanized Area (UZA) Statistics - 2010 Census

DeKalb, IL
 26 Square Miles
 68,545 Population
 404 Pop. Rank out of 498 UZAs

Other UZAs Served

0 Illinois Non-UZA

Service Area Statistics

608 Square Miles
 65,653 Population

Service Consumption

232,392 Annual Unlinked Trips (UPT)

Service Supplied

539,988 Annual Vehicle Revenue Miles (VRM)
 67,116 Annual Vehicle Revenue Hours (VRH)

Database Information

NTDID: 50215

Reporter Type: Reduced Reporter

Financial Information

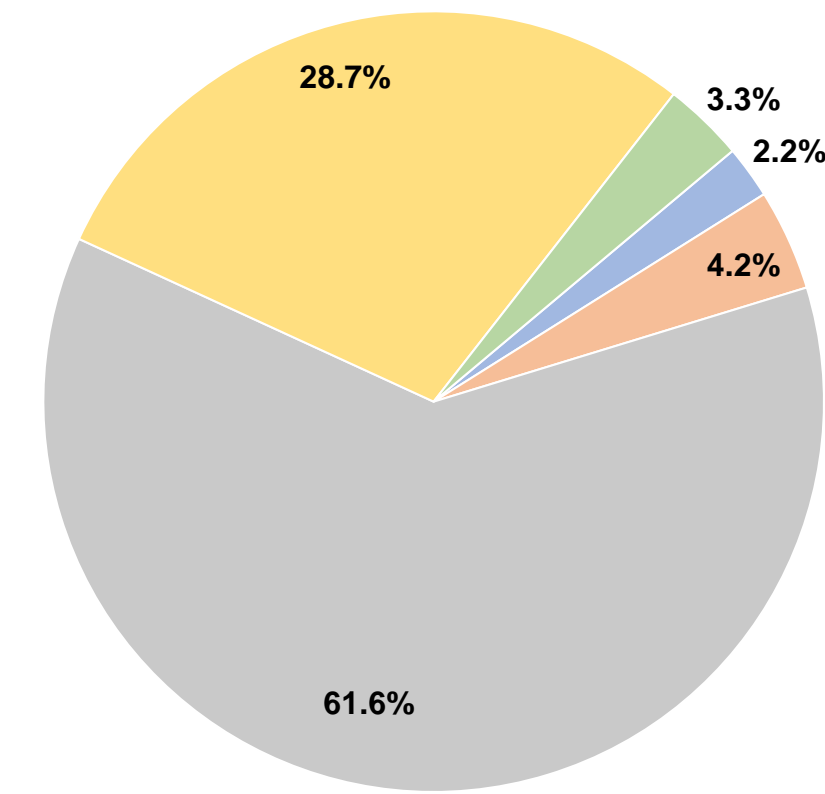
Sources of Operating Funds Expended

Fare Revenues	\$77,963	2.2%
Local Funds	\$149,477	4.2%
State Funds	\$2,193,255	61.6%
Federal Assistance	\$1,022,475	28.7%
Other Funds	\$118,889	3.3%
Total Operating Funds Expended	\$3,562,059	100.0%

Sources of Capital Funds Expended

Fare Revenues	\$0
Local Funds	\$0
State Funds	\$0
Federal Assistance	\$0
Other Funds	\$0
Total Capital Funds Expended	\$0

Operating Funding Sources



Modal Characteristics

Operation Characteristics

Vehicles Operated at Maximum Service

Mode	Directly Operated	Purchased Transportation	Operating Expenses	Fare Revenues	Uses of Capital Funds	Annual Unlinked Trips	Annual Vehicle Revenue Miles	Annual Vehicle Revenue Hours	Average Fleet Age in Years ^a
Demand Response	23 ¹	-	\$2,911,205 ¹	\$63,292	\$0 ¹	99,830	448,652	53,424	7.3
Bus	4 ¹	-	\$650,854 ¹	\$14,671	\$0 ¹	132,562	91,336	13,692	5.3
Total	27	-	\$3,562,059	\$77,963	\$0	232,392	539,988	67,116	

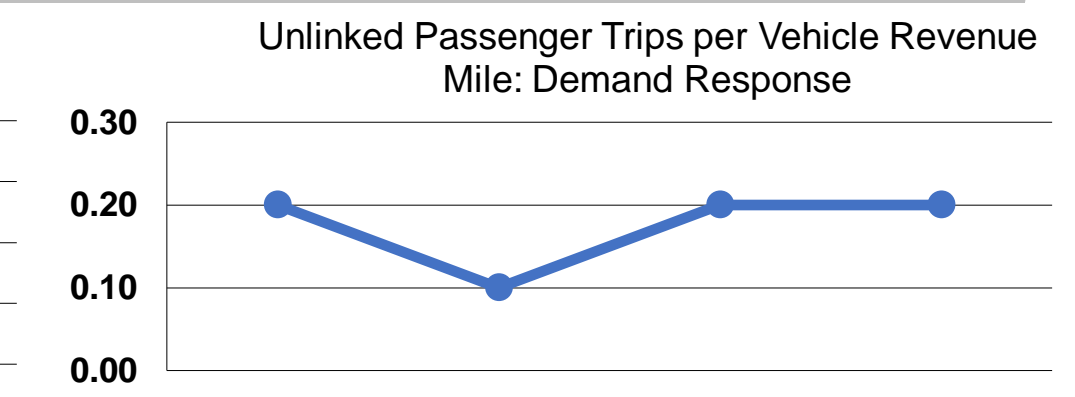
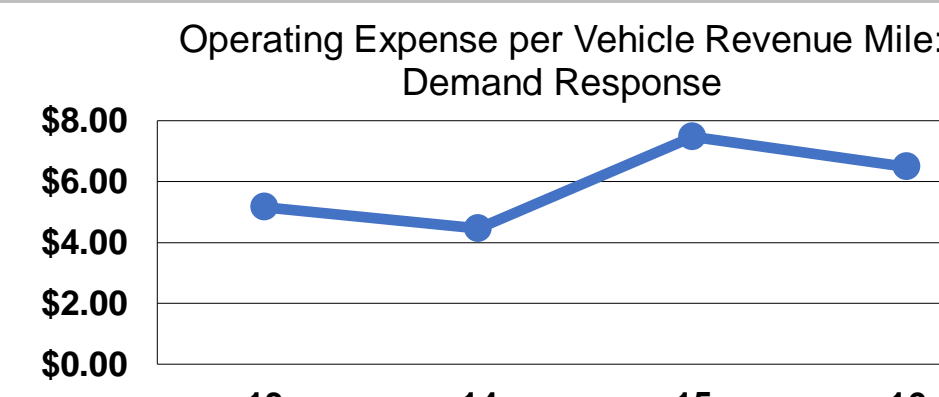
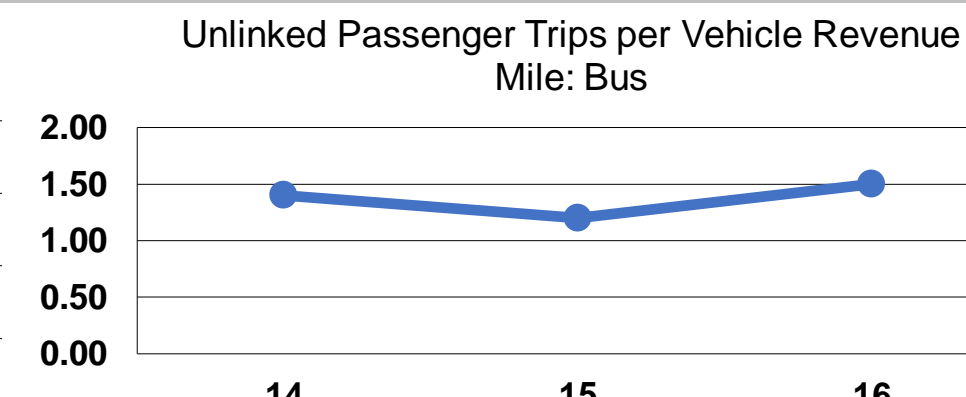
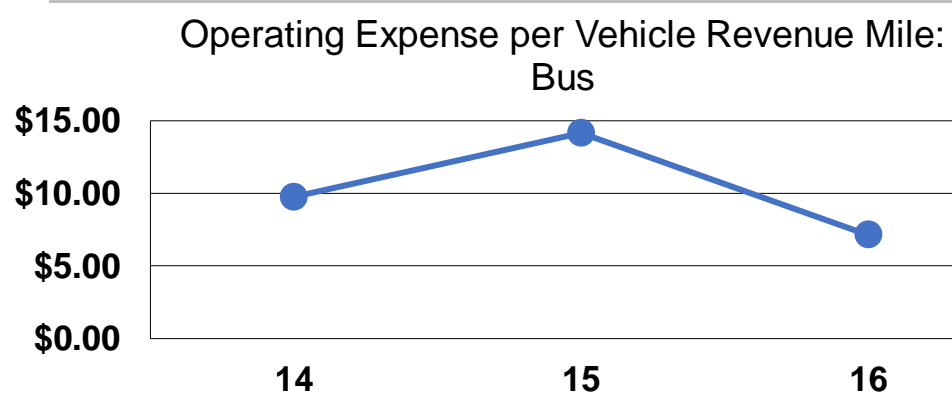
Performance Measures

Service Efficiency

Mode	Operating Expenses per Vehicle Revenue Mile	Operating Expenses per Vehicle Revenue Hour
Demand Response	\$6.49	\$54.49
Bus	\$7.13	\$47.54
Total	\$6.60	\$53.07

Service Effectiveness

Mode	Operating Expenses per Unlinked Passenger Trip	Unlinked Trips per Vehicle Revenue Mile	Unlinked Trips per Vehicle Revenue Hour
Demand Response	\$29.16	0.2	1.9
Bus	\$4.91	1.5	9.7
Total	\$15.33	0.4	3.5



Notes:

^aDemand Response - Taxi (DT) and non-dedicated fleets do not report fleet age data.

¹Includes data for a contract with another reporter.

*This agency has a purchased transportation relationship in which they buy service from City of DeKalb (NTDID: 50176), and in which the data are captured in this report for mode DR/DO.

*This agency has a purchased transportation relationship in which they buy service from DeKalb County (NTDID: 50214), and in which the data are captured in this report for mode DR/DO.

*This agency has a purchased transportation relationship in which they buy service from City of DeKalb (NTDID: 50176), and in which the data are captured in this report for mode MB/DO.

