

### General Information

#### Federally Recognized Tribal Statistical Areas

Menominee Reservation and Off-Reservation Trust Land, WI

#### Service Consumption

161,498 Annual Unlinked Trips (UPT)

#### Service Supplied

1,581,305 Annual Vehicle Revenue Miles (VRM)

67,842 Annual Vehicle Revenue Hours (VRH)

#### Database Information

NTDID: 55228

Reporter Type: Tribal Reporter

### Financial Information

#### Sources of Operating Funds Expended

Fare Revenues	\$101,946	2.0%
Local Funds	\$209,600	4.2%
State Funds	\$440,652	8.8%
Federal Assistance	\$3,095,594	61.6%
Other Funds	\$1,174,912	23.4%

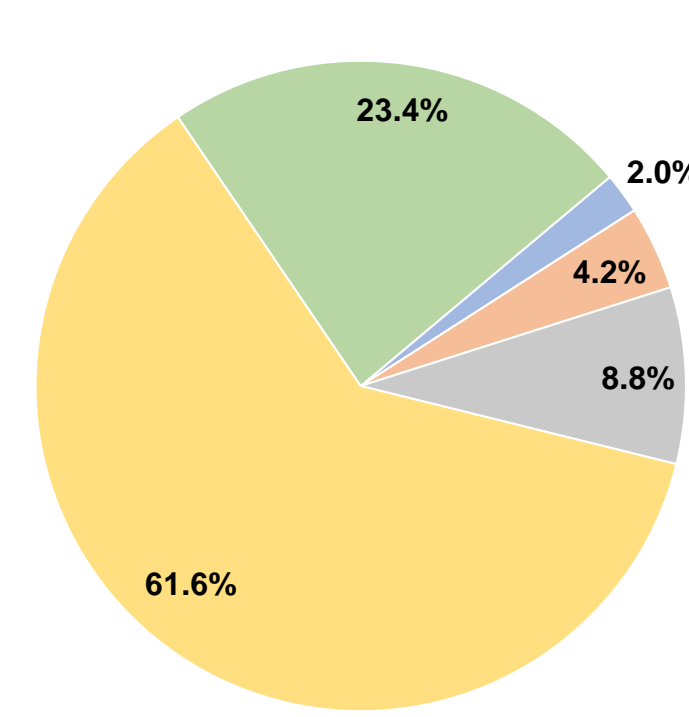
**Total Operating Funds Expended \$5,022,704 100.0%**

#### Sources of Capital Funds Expended

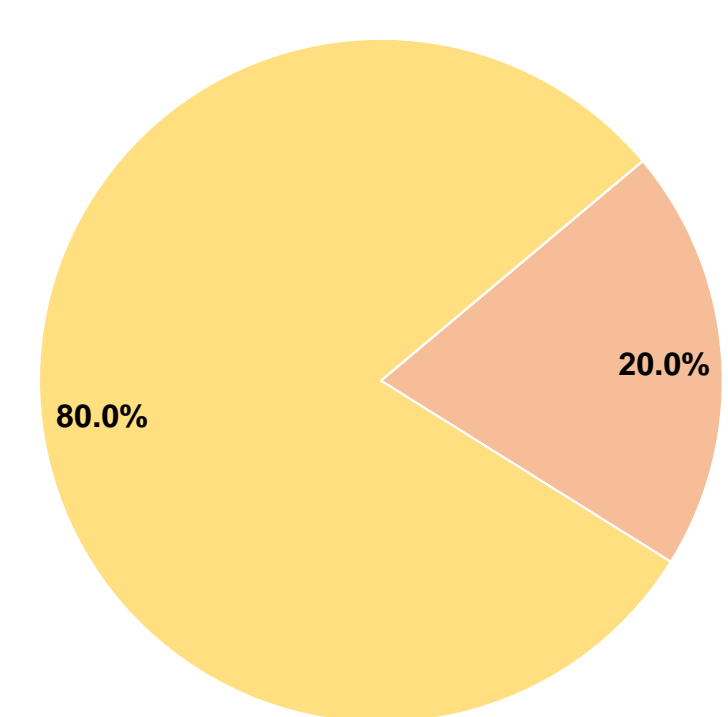
Fare Revenues	\$0	0.0%
Local Funds	\$55,290	20.0%
State Funds	\$0	0.0%
Federal Assistance	\$221,157	80.0%
Other Funds	\$0	0.0%

**Total Capital Funds Expended \$276,447 100.0%**

#### Operating Funding Sources



#### Capital Funding Sources



### Modal Characteristics

#### Operation Characteristics

#### Vehicles Operated at Maximum Service

Mode	Directly Operated	Purchased Transportation	Operating Expenses	Fare Revenues	Uses of Capital Funds	Annual Unlinked Trips	Annual Vehicle Revenue Miles	Annual Vehicle Revenue Hours	Average Fleet Age in Years <sup>a</sup>
Demand Response	32 <sup>1</sup>	-	\$3,502,190 <sup>1</sup>	\$73,402	\$199,042 <sup>1</sup>	116,452	1,140,095	48,048	7.4
Bus	10 <sup>1</sup>	-	\$1,361,962 <sup>1</sup>	\$28,544	\$77,405 <sup>1</sup>	45,046	441,210	19,794	7.4
<b>Total</b>	<b>42</b>	<b>-</b>	<b>\$4,864,152</b>	<b>\$101,946</b>	<b>\$276,447</b>	<b>161,498</b>	<b>1,581,305</b>	<b>67,842</b>	

#### Performance Measures

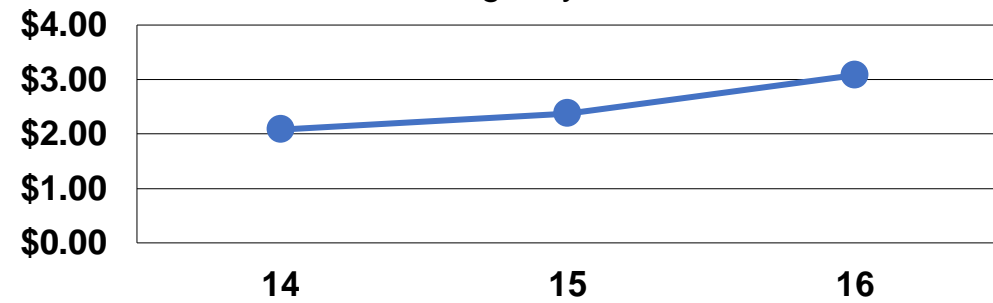
#### Service Efficiency

Mode	Operating Expenses per Vehicle Revenue Mile	Operating Expenses per Vehicle Revenue Hour
Demand Response	\$3.07	\$72.89
Bus	\$3.09	\$68.81
<b>Total</b>	<b>\$3.08</b>	<b>\$71.70</b>

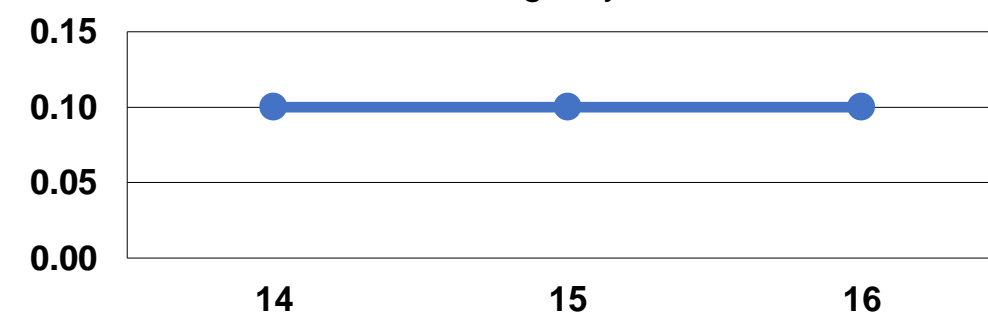
#### Service Effectiveness

Mode	Operating Expenses per Unlinked Passenger Trip	Unlinked Trips per Vehicle Revenue Mile	Unlinked Trips per Vehicle Revenue Hour
Demand Response	\$30.07	0.1	2.4
Bus	\$30.23	0.1	2.3
<b>Total</b>	<b>\$30.12</b>	<b>0.1</b>	<b>2.4</b>

Operating Expense per Vehicle Revenue Mile: Agency Total



Unlinked Passenger Trips per Vehicle Revenue Mile: Agency Total



#### Notes:

<sup>a</sup>Demand Response - Taxi (DT) and non-dedicated fleets do not report fleet age data.

<sup>1</sup>Excludes data for purchased transportation filed separately.

\*This agency has a purchased transportation relationship in which they sell service to Lac du Flambeau Band of Lake Superior Chippewa Indians (NTDID: 55300), and in which the data are captured in another report for mode DR/PT.

\*This agency has a purchased transportation relationship in which they sell service to Lac du Flambeau Band of Lake Superior Chippewa Indians (NTDID: 55300), and in which the data are captured in another report for mode MB/PT.