

Red Lake Band of the Chippewa

2016 Annual Agency Profile

General Information

Federally Recognized Tribal Statistical Areas

Red Lake Reservation, MN

Service Consumption

38,592 Annual Unlinked Trips (UPT)

Service Supplied

250,859 Annual Vehicle Revenue Miles (VRM)

10,232 Annual Vehicle Revenue Hours (VRH)

Database Information

NTDID: 55234

Reporter Type: Tribal Reporter

Financial Information

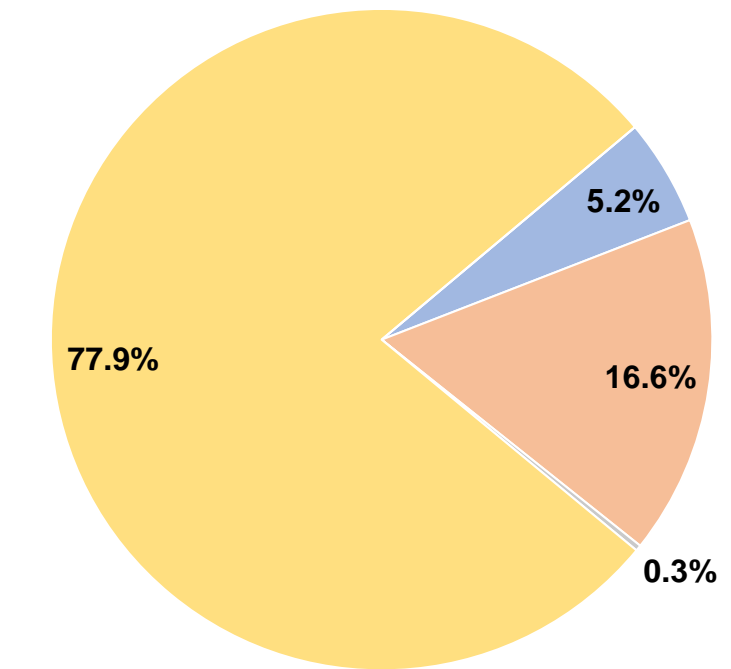
Sources of Operating Funds Expended

Fare Revenues	\$30,257	5.2%
Local Funds	\$96,145	16.6%
State Funds	\$1,650	0.3%
Federal Assistance	\$451,195	77.9%
Other Funds	\$0	0.0%
Total Operating Funds Expended	\$579,247	100.0%

Sources of Capital Funds Expended

Fare Revenues	\$0
Local Funds	\$0
State Funds	\$0
Federal Assistance	\$0
Other Funds	\$0
Total Capital Funds Expended	\$0

Operating Funding Sources



Modal Characteristics

Operation Characteristics

Vehicles Operated at Maximum Service

Mode	Directly Operated	Purchased Transportation	Operating Expenses	Fare Revenues	Uses of Capital Funds	Annual Unlinked Trips	Annual Vehicle Revenue Miles	Annual Vehicle Revenue Hours	Average Fleet Age in Years ^a
Demand Response	6	-	\$579,247	\$30,257	\$0	38,592	250,859	10,232	1.3
Total	6	-	\$579,247	\$30,257	\$0	38,592	250,859	10,232	

Performance Measures

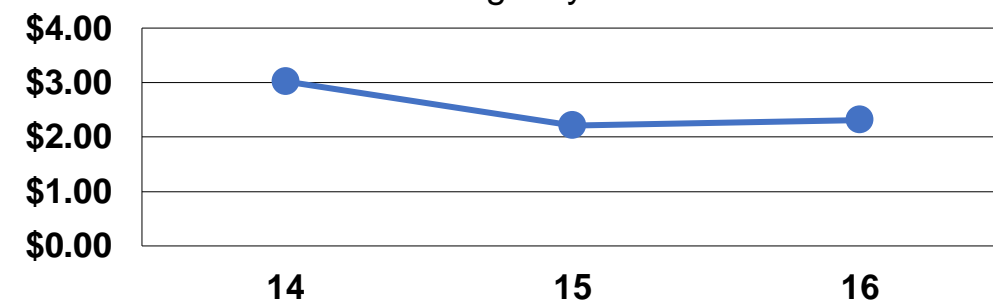
Service Efficiency

Mode	Operating Expenses per Vehicle Revenue Mile	Operating Expenses per Vehicle Revenue Hour
Demand Response	\$2.31	\$56.61
Total	\$2.31	\$56.61

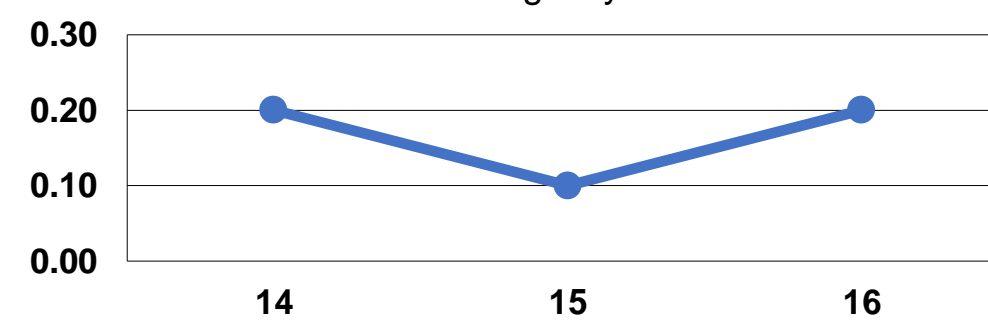
Service Effectiveness

Mode	Operating Expenses per Unlinked Passenger Trip	Unlinked Trips per Vehicle Revenue Mile	Unlinked Trips per Vehicle Revenue Hour
Demand Response	\$15.01	0.2	3.8
Total	\$15.01	0.2	3.8

Operating Expense per Vehicle Revenue Mile: Agency Total



Unlinked Passenger Trips per Vehicle Revenue Mile: Agency Total



Notes:

^aDemand Response - Taxi (DT) and non-dedicated fleets do not report fleet age data.