

## General Information

### Federally Recognized Tribal Statistical Areas

Bois Forte Reservation, MN

### Service Consumption

16,673 Annual Unlinked Trips (UPT)

### Service Supplied

204,089 Annual Vehicle Revenue Miles (VRM)  
5,937 Annual Vehicle Revenue Hours (VRH)

### Database Information

NTDID: 55252

Reporter Type: Tribal Reporter

## Financial Information

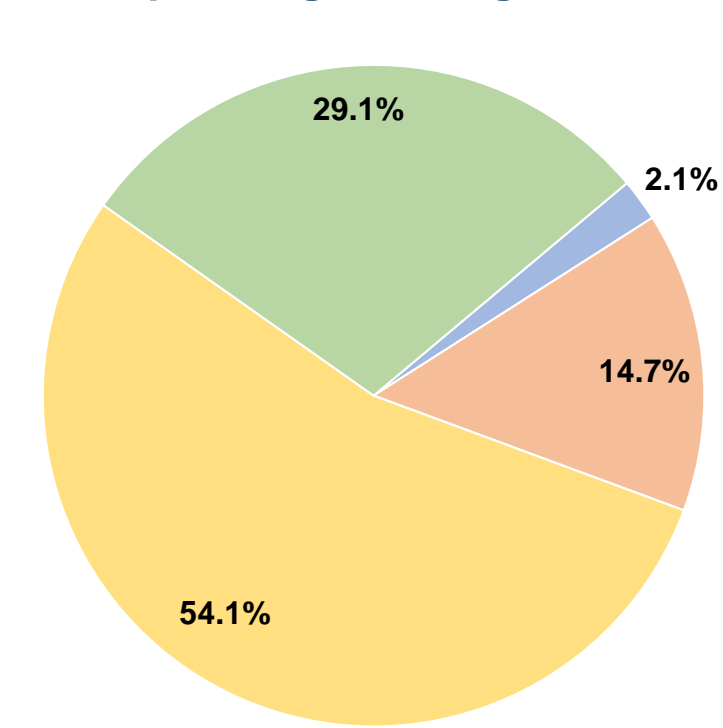
### Sources of Operating Funds Expended

Fare Revenues	\$7,742	2.1%
Local Funds	\$54,934	14.7%
State Funds	\$0	0.0%
Federal Assistance	\$202,579	54.1%
Other Funds	\$108,947	29.1%
<b>Total Operating Funds Expended</b>	<b>\$374,202</b>	<b>100.0%</b>

### Sources of Capital Funds Expended

Fare Revenues	\$0
Local Funds	\$0
State Funds	\$0
Federal Assistance	\$0
Other Funds	\$0
<b>Total Capital Funds Expended</b>	<b>\$0</b>

### Operating Funding Sources



## Modal Characteristics

### Operation Characteristics

#### Vehicles Operated at Maximum Service

Mode	Directly Operated	Purchased Transportation	Operating Expenses	Fare Revenues	Uses of Capital Funds	Annual Unlinked Trips	Annual Vehicle Revenue Miles	Annual Vehicle Revenue Hours	Average Fleet Age in Years <sup>a</sup>
Commuter Bus	2	-	\$76,721	\$1,652	\$0	1,576	37,984	964	6.8
Demand Response	4	-	\$297,481	\$6,090	\$0	15,097	166,105	4,973	6.0
<b>Total</b>	<b>6</b>	<b>-</b>	<b>\$374,202</b>	<b>\$7,742</b>	<b>\$0</b>	<b>16,673</b>	<b>204,089</b>	<b>5,937</b>	

### Performance Measures

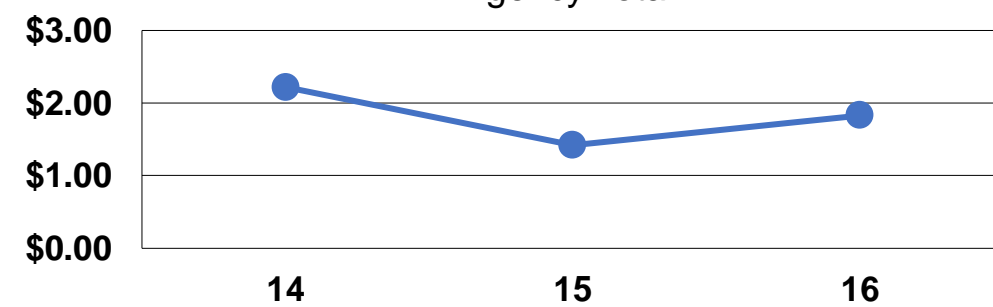
#### Service Efficiency

Mode	Operating Expenses per Vehicle Revenue Mile	Operating Expenses per Vehicle Revenue Hour
Commuter Bus	\$2.02	\$79.59
Demand Response	\$1.79	\$59.82
<b>Total</b>	<b>\$1.83</b>	<b>\$63.03</b>

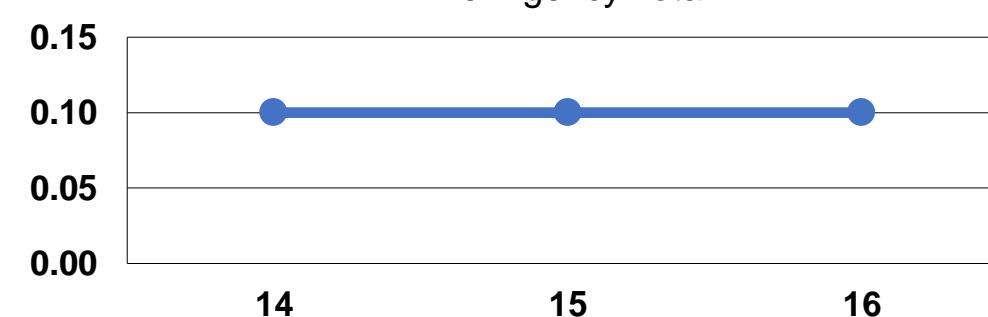
#### Service Effectiveness

Mode	Operating Expenses per Unlinked Passenger Trip	Unlinked Trips per Vehicle Revenue Mile	Unlinked Trips per Vehicle Revenue Hour
Commuter Bus	\$48.68	0.0	1.6
Demand Response	\$19.70	0.1	3.0
<b>Total</b>	<b>\$22.44</b>	<b>0.1</b>	<b>2.8</b>

Operating Expense per Vehicle Revenue Mile: Agency Total



Unlinked Passenger Trips per Vehicle Revenue Mile: Agency Total



**Notes:**

<sup>a</sup>Demand Response - Taxi (DT) and non-dedicated fleets do not report fleet age data.