

General Information

Financial Information

Service Consumption

39,570 Annual Unlinked Trips (UPT)

Service Supplied

296,748 Annual Vehicle Revenue Miles (VRM)

10,173 Annual Vehicle Revenue Hours (VRH)

Summary of Operating Expenses (OE)

\$676,595 Total Operating Expenses

Database Information

NTDID: 5R01-50221

Reporter Type: Rural General Public Transit

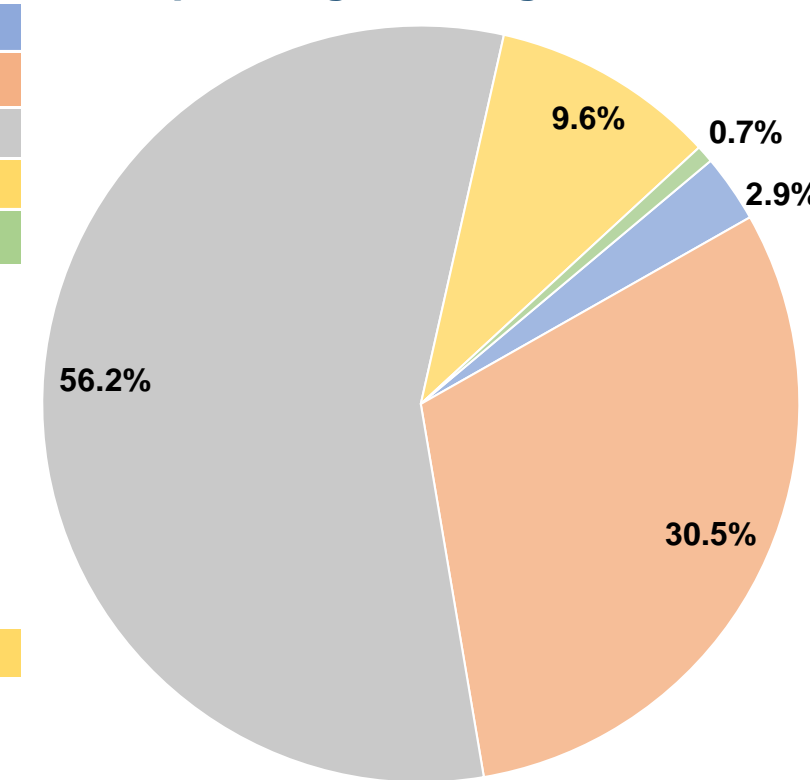
Sources of Operating Funds Expended

Fare Revenues	\$19,626	2.9%
Local Funds	\$206,663	30.5%
State Funds	\$380,200	56.2%
Federal Assistance	\$65,086	9.6%
Other Funds	\$5,020	0.7%
Total Operating Funds Expended	\$676,595	100.0%

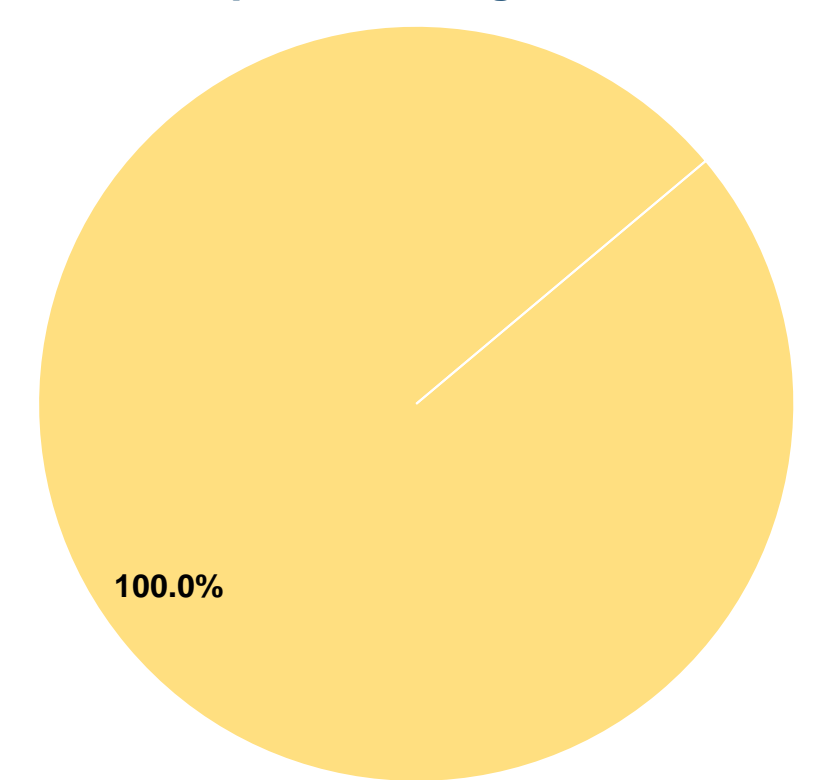
Sources of Capital Funds Expended

Fare Revenues	\$0	0.0%
Local Funds	\$0	0.0%
State Funds	\$0	0.0%
Federal Assistance	\$113,510	100.0%
Other Funds	\$0	0.0%
Total Capital Funds Expended	\$113,510	100.0%

Operating Funding Sources



Capital Funding Sources



Modal Characteristics

Operation Characteristics

Vehicles Operated at Maximum Service

Mode	Directly Operated	Purchased Transportation	Operating Expenses	Fare Revenues	Uses of Capital Funds	Annual Unlinked Trips	Annual Vehicle Revenue Miles	Annual Vehicle Revenue Hours
Demand Response	14	-	\$676,595	\$19,626	\$113,510	39,570	296,748	10,173
Total	14	-	\$676,595	\$19,626	\$113,510	39,570	296,748	10,173

Performance Measures

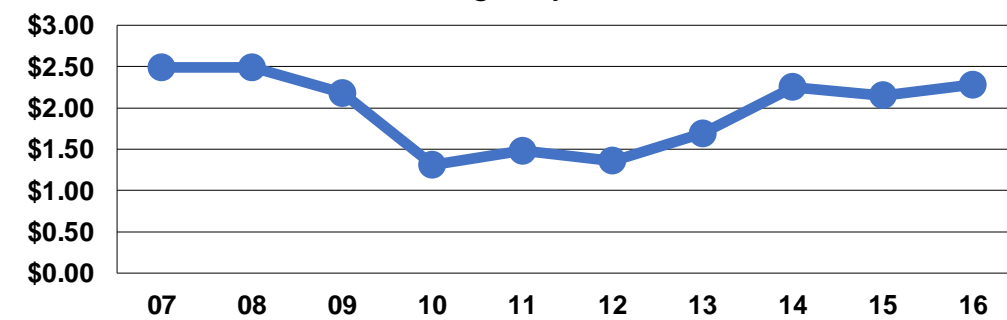
Service Efficiency

Mode	Operating Expenses per Vehicle Revenue Mile	Operating Expenses per Vehicle Revenue Hour
Demand Response	\$2.28	\$66.51
Total	\$2.28	\$66.51

Service Effectiveness

Mode	Operating Expenses per Unlinked Passenger Trip	Unlinked Trips per Vehicle Revenue Mile	Unlinked Trips per Vehicle Revenue Hour
Demand Response	\$17.10	0.1	3.9
Total	\$17.10	0.1	3.9

Operating Expense per Vehicle Revenue Mile: Agency Total



Unlinked Passenger Trips per Vehicle Revenue Mile: Agency Total

