

General Information

Financial Information

Service Consumption

10,564 Annual Unlinked Trips (UPT)

Service Supplied

173,865 Annual Vehicle Revenue Miles (VRM)

7,780 Annual Vehicle Revenue Hours (VRH)

Summary of Operating Expenses (OE)

\$252,034 Total Operating Expenses

Database Information

NTDID: 5R01-50234

Reporter Type: Rural General Public Transit

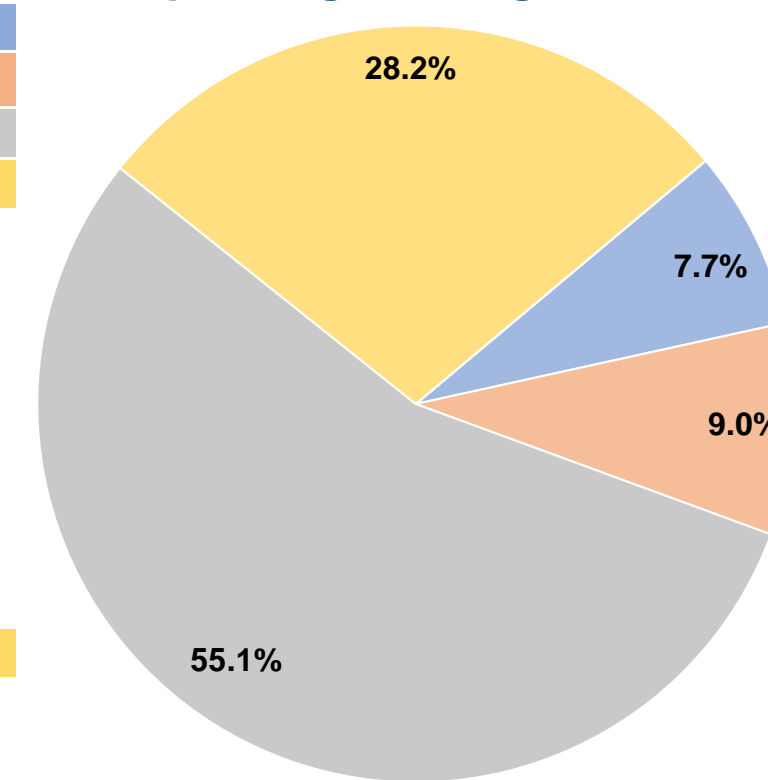
Sources of Operating Funds Expended

Fare Revenues	\$19,317	7.7%
Local Funds	\$22,805	9.0%
State Funds	\$138,919	55.1%
Federal Assistance	\$70,993	28.2%
Other Funds	\$0	0.0%
Total Operating Funds Expended	\$252,034	100.0%

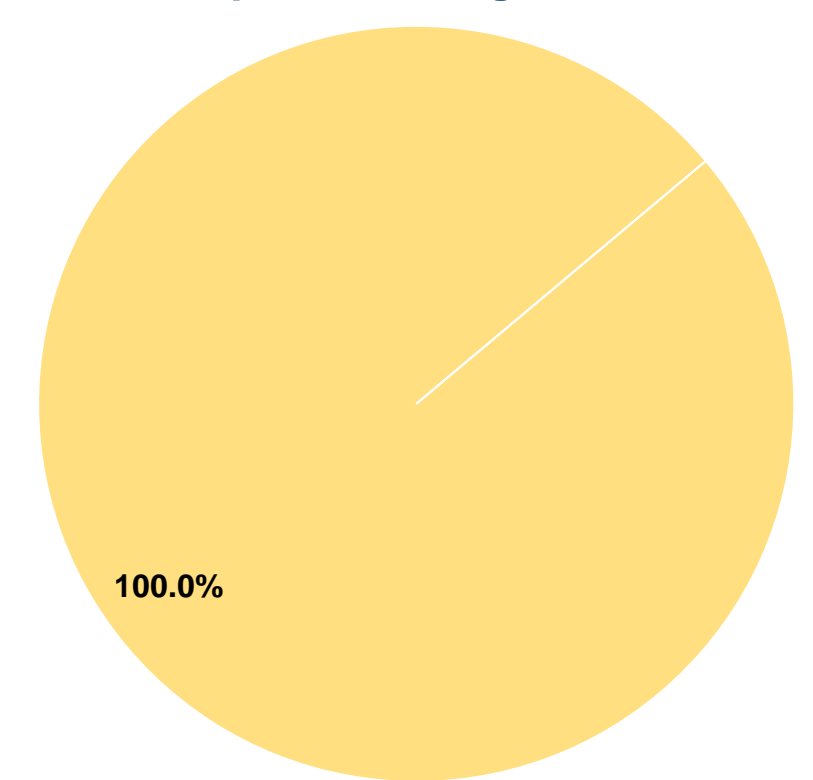
Sources of Capital Funds Expended

Fare Revenues	\$0	0.0%
Local Funds	\$0	0.0%
State Funds	\$0	0.0%
Federal Assistance	\$90,857	100.0%
Other Funds	\$0	0.0%
Total Capital Funds Expended	\$90,857	100.0%

Operating Funding Sources



Capital Funding Sources



Modal Characteristics

Operation Characteristics

Vehicles Operated at Maximum Service

Mode	Directly Operated	Purchased Transportation	Operating Expenses	Fare Revenues	Uses of Capital Funds	Annual Unlinked Trips	Annual Vehicle Revenue Miles	Annual Vehicle Revenue Hours
Demand Response	8	-	\$252,034	\$19,317	\$90,857	10,564	173,865	7,780
Total	8	-	\$252,034	\$19,317	\$90,857	10,564	173,865	7,780

Performance Measures

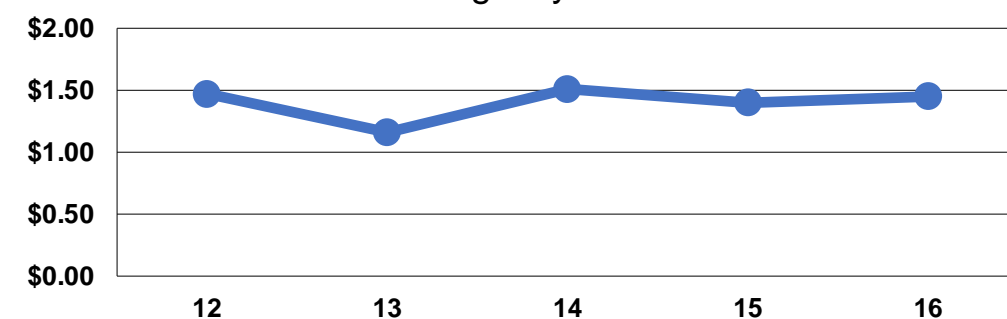
Service Efficiency

Mode	Operating Expenses per Vehicle Revenue Mile	Operating Expenses per Vehicle Revenue Hour
Demand Response	\$1.45	\$32.40
Total	\$1.45	\$32.40

Service Effectiveness

Mode	Operating Expenses per Unlinked Passenger Trip	Unlinked Trips per Vehicle Revenue Mile	Unlinked Trips per Vehicle Revenue Hour
Demand Response	\$23.86	0.1	1.4
Total	\$23.86	0.1	1.4

Operating Expense per Vehicle Revenue Mile: Agency Total



Unlinked Passenger Trips per Vehicle Revenue Mile: Agency Total

