

General Information

Service Consumption

8,421 Annual Unlinked Trips (UPT)

Service Supplied

92,458 Annual Vehicle Revenue Miles (VRM)

3,798 Annual Vehicle Revenue Hours (VRH)

Summary of Operating Expenses (OE)

\$315,200 Total Operating Expenses

Database Information

NTDID: 5R01-50237

Reporter Type: Rural General Public Transit

Financial Information

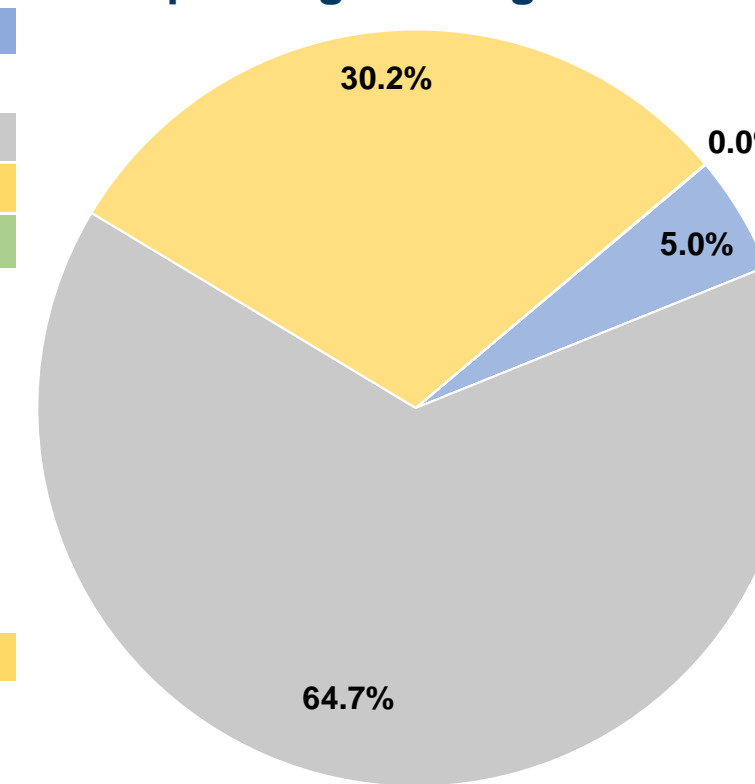
Sources of Operating Funds Expended

Fare Revenues	\$15,805	5.0%
Local Funds	\$0	0.0%
State Funds	\$203,985	64.7%
Federal Assistance	\$95,300	30.2%
Other Funds	\$110	0.0%
Total Operating Funds Expended	\$315,200	100.0%

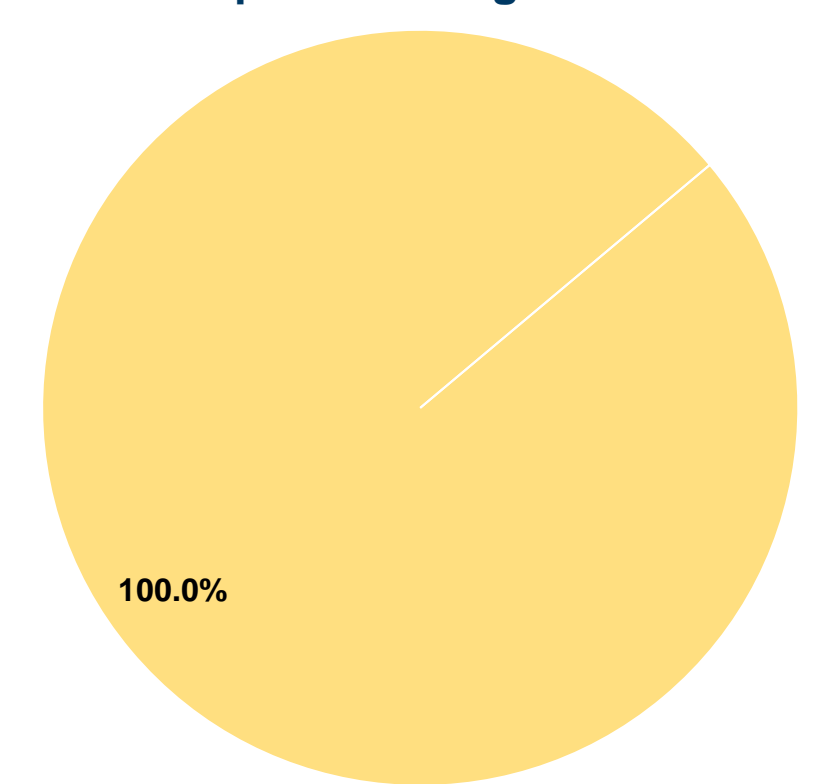
Sources of Capital Funds Expended

Fare Revenues	\$0	0.0%
Local Funds	\$0	0.0%
State Funds	\$0	0.0%
Federal Assistance	\$76,352	100.0%
Other Funds	\$0	0.0%
Total Capital Funds Expended	\$76,352	100.0%

Operating Funding Sources



Capital Funding Sources



Modal Characteristics

Operation Characteristics

Vehicles Operated at Maximum Service

Mode	Directly Operated	Purchased Transportation	Operating Expenses	Fare Revenues	Uses of Capital Funds	Annual Unlinked Trips	Annual Vehicle Revenue Miles	Annual Vehicle Revenue Hours
Demand Response	7	-	\$315,200	\$15,805	\$76,352	8,421	92,458	3,798
Total	7	-	\$315,200	\$15,805	\$76,352	8,421	92,458	3,798

Performance Measures

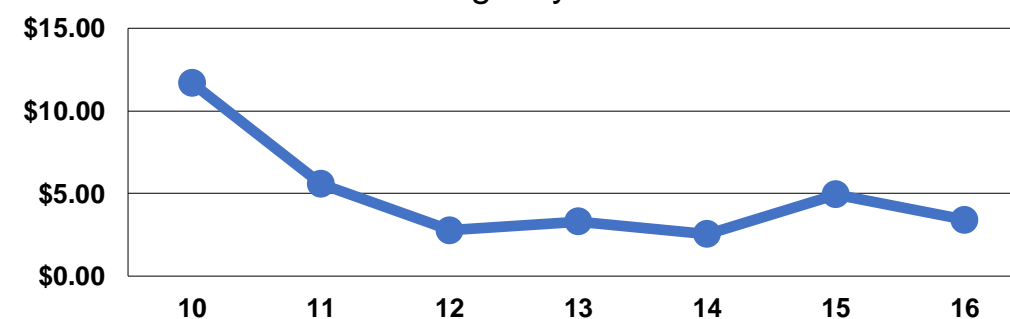
Service Efficiency

Mode	Operating Expenses per Vehicle Revenue Mile	Operating Expenses per Vehicle Revenue Hour
Demand Response	\$3.41	\$82.99
Total	\$3.41	\$82.99

Service Effectiveness

Mode	Operating Expenses per Unlinked Passenger Trip	Unlinked Trips per Vehicle Revenue Mile	Unlinked Trips per Vehicle Revenue Hour
Demand Response	\$37.43	0.1	2.2
Total	\$37.43	0.1	2.2

Operating Expense per Vehicle Revenue Mile: Agency Total



Unlinked Passenger Trips per Vehicle Revenue Mile: Agency Total

