

General Information

Financial Information

Service Consumption

21,189 Annual Unlinked Trips (UPT)

Service Supplied

367,650 Annual Vehicle Revenue Miles (VRM)

16,522 Annual Vehicle Revenue Hours (VRH)

Summary of Operating Expenses (OE)

\$732,316 Total Operating Expenses

Database Information

NTDID: 5R01-50269

Reporter Type: Rural General Public Transit

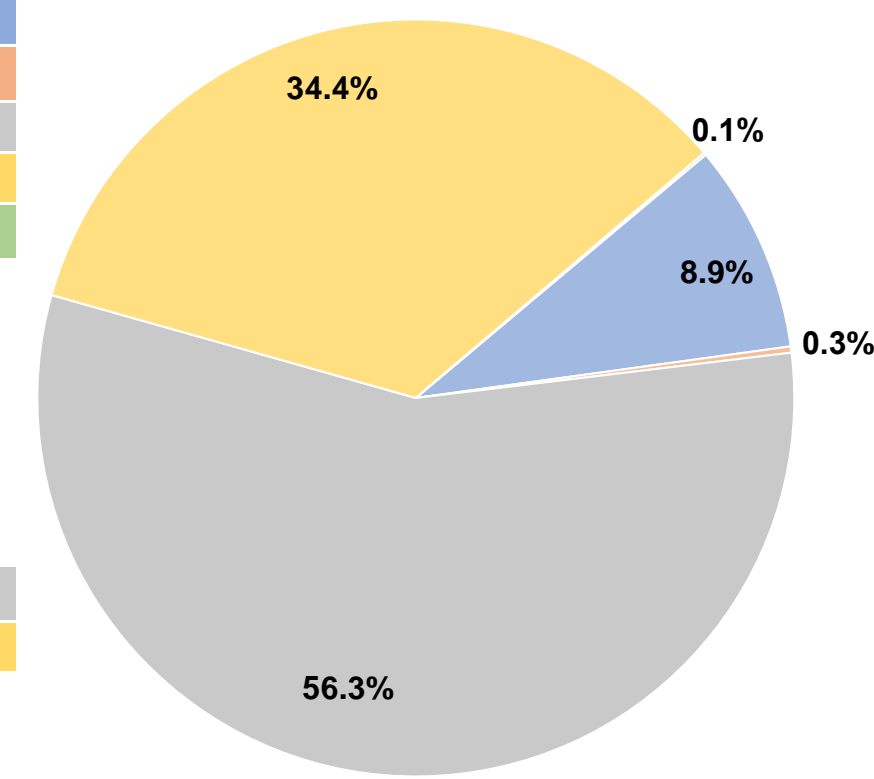
Sources of Operating Funds Expended

Fare Revenues	\$65,422	8.9%
Local Funds	\$1,944	0.3%
State Funds	\$412,258	56.3%
Federal Assistance	\$251,944	34.4%
Other Funds	\$748	0.1%
Total Operating Funds Expended	\$732,316	100.0%

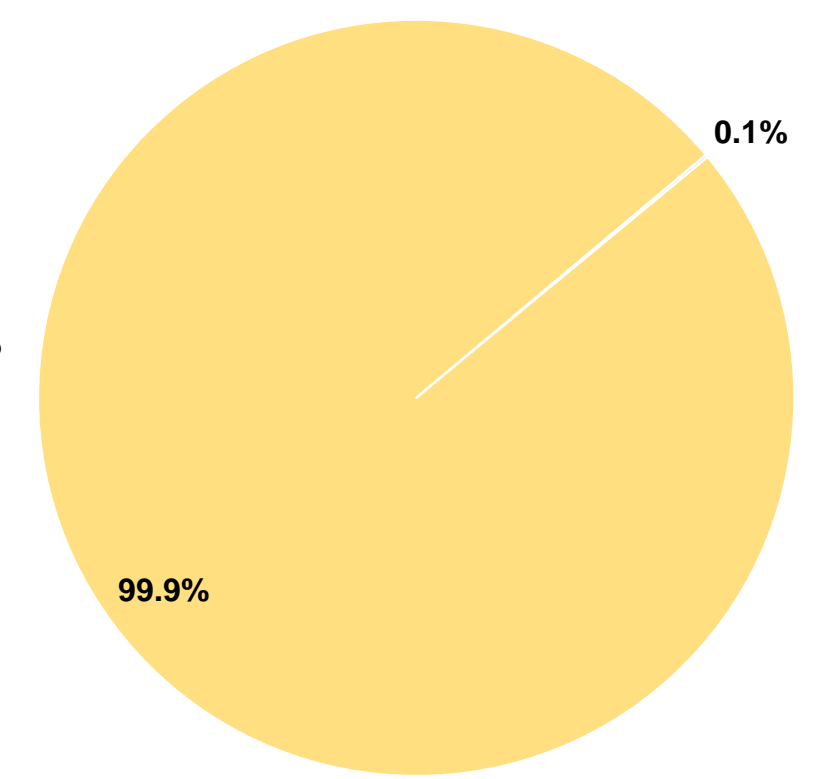
Sources of Capital Funds Expended

Fare Revenues	\$0	0.0%
Local Funds	\$0	0.0%
State Funds	\$560	0.1%
Federal Assistance	\$454,040	99.9%
Other Funds	\$0	0.0%
Total Capital Funds Expended	\$454,600	100.0%

Operating Funding Sources



Capital Funding Sources



Modal Characteristics

Operation Characteristics

Vehicles Operated at Maximum Service

Mode	Directly Operated	Purchased Transportation	Operating Expenses	Fare Revenues	Uses of Capital Funds	Annual Unlinked Trips	Annual Vehicle Revenue Miles	Annual Vehicle Revenue Hours
Demand Response	8	-	\$732,316	\$65,422	\$454,600	21,189	367,650	16,522
Total	8	-	\$732,316	\$65,422	\$454,600	21,189	367,650	16,522

Performance Measures

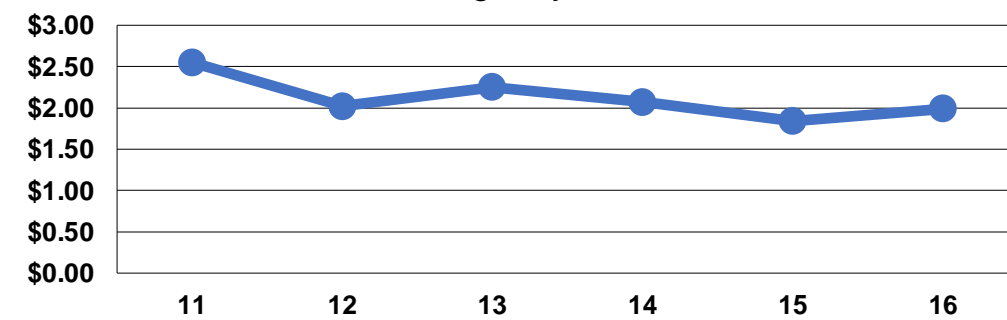
Service Efficiency

Mode	Operating Expenses per Vehicle Revenue Mile	Operating Expenses per Vehicle Revenue Hour
Demand Response	\$1.99	\$44.32
Total	\$1.99	\$44.32

Service Effectiveness

Mode	Operating Expenses per Unlinked Passenger Trip	Unlinked Trips per Vehicle Revenue Mile	Unlinked Trips per Vehicle Revenue Hour
Demand Response	\$34.56	0.1	1.3
Total	\$34.56	0.1	1.3

Operating Expense per Vehicle Revenue Mile: Agency Total



Unlinked Passenger Trips per Vehicle Revenue Mile: Agency Total

